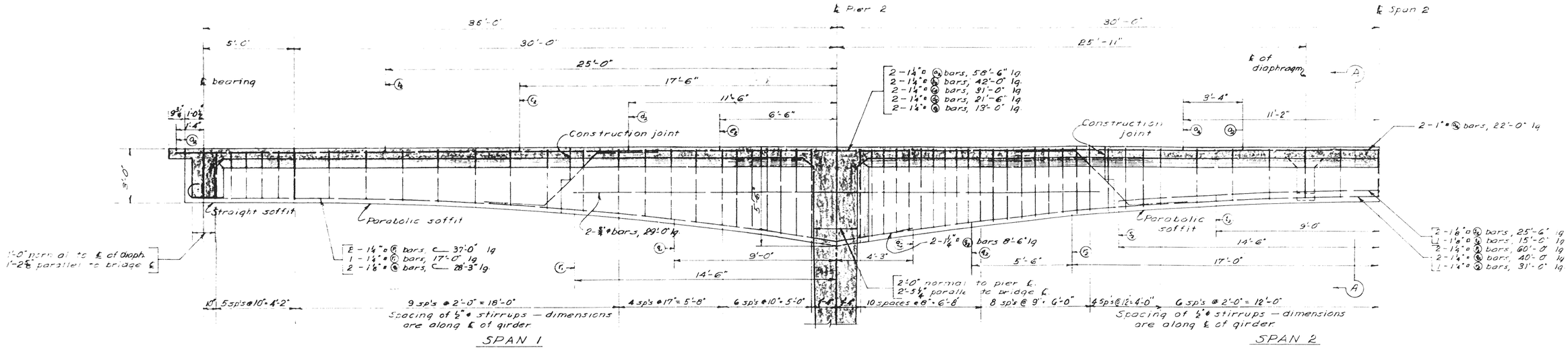

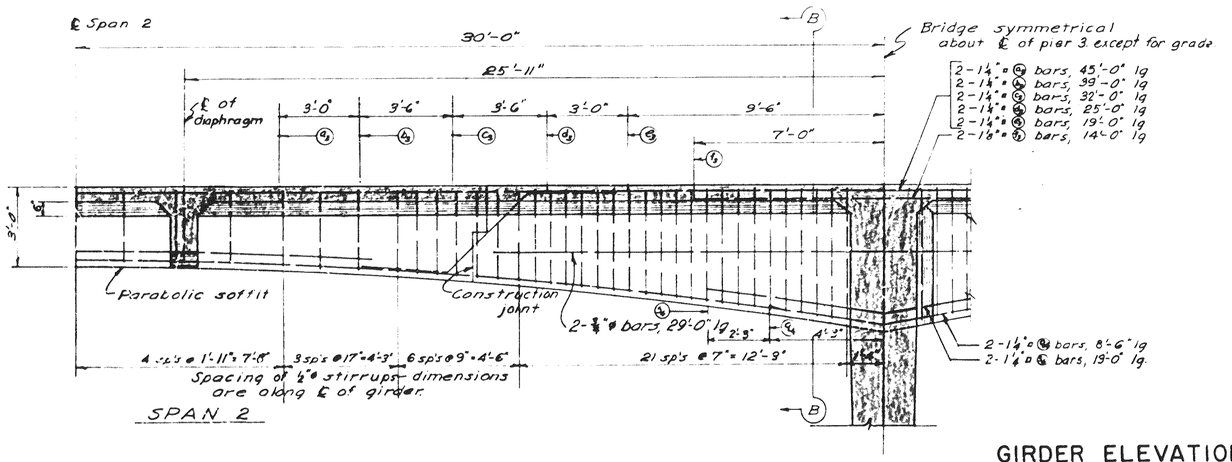

GIRDER ELEVATIONS
Scale: ⅛" = 1'-0"
4 girders are identical

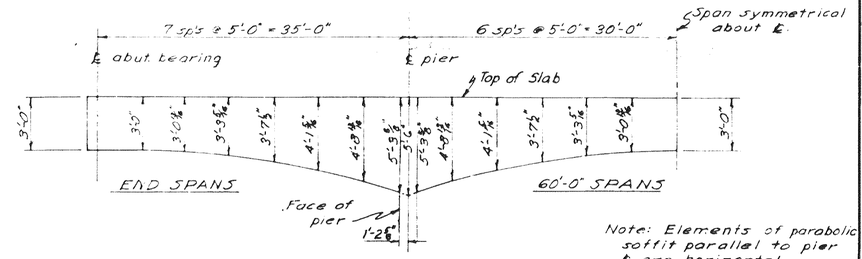

Note: Elements of parabolic soffit parallel to pier ℄ are horizontal.

GIRDER ORDINATES
No scale

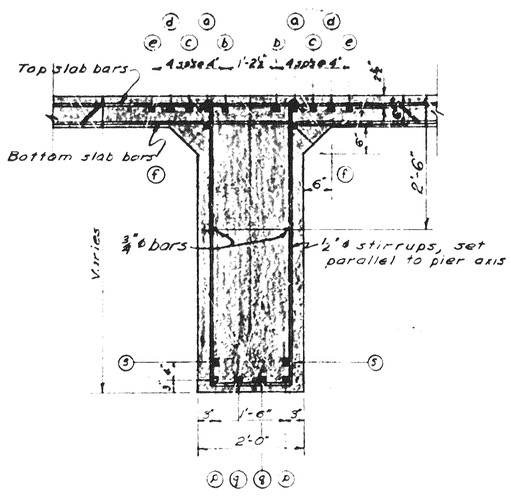

SECTION B-B
Scale: ¾" = 1'-0"

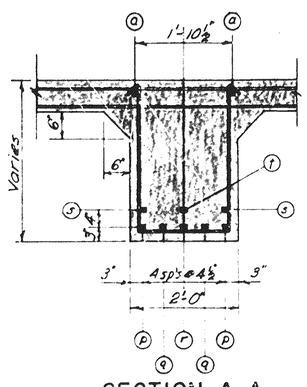

SECTION A-A
Scale: ¾" = 1'-0"

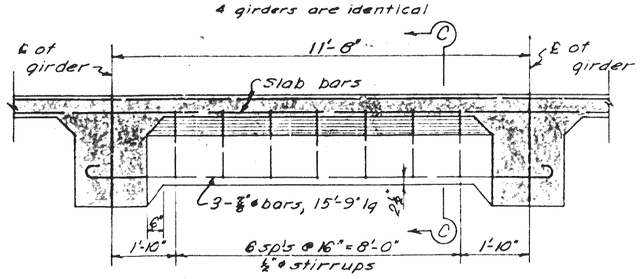

DIAPHRAGMS, SPANS 2 & 3
Scale: ½" = 1'-0"

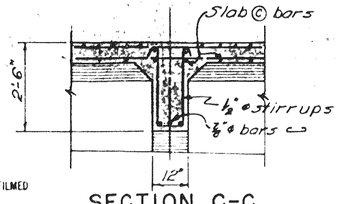

SECTION C-C
Scale: ½" = 1'-0"

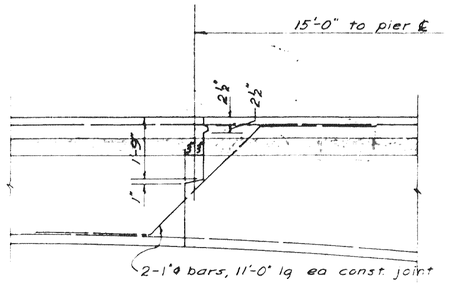

TYPICAL CONSTRUCTION JOINT
Scale: ½" = 1'-0"

APPROVED H. Sprenger
H. SPRENGER
SUPERINTENDENT OF HIGHWAYS
DATE 12-13-46

Bridge SC-22
Bridge across Santiago Creek
on Santiago Avenue
Sheet 4 of 6
Red: 22.5;1 Scale-As Shown
Vellum-Pencil

MICROFILMED
JUL 1 1968

REV NO.	DATE	REVISION	MADE BY	CKD. BY	APP. BY

ORANGE COUNTY - CALIFORNIA
BRIDGE ACROSS SANTIAGO CREEK
ON SANTIAGO AVENUE
GIRDER DETAILS

AS NOTED SCALE
DESIGN K.L.
DRAWN E.S.
CHECKED E.S.

DONALD R. WARREN CO.
ENGINEERS
LOS ANGELES SAN FRANCISCO
Calif. Reg. No. 1166
DATE 27-46

LA-46-18b JOB NO.
4 DRAWING NO.