NOTE: 1" RM Surfacing to be placed on Deck

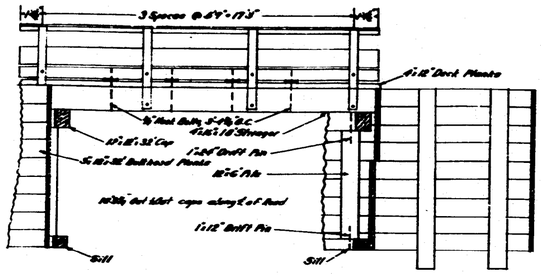

Notes:
Anchor bolts @ 5 ft. above ground.
Tops of barrier posts to be treated with burlap & hot asphalt.

SOUTH ELEVATION

Scale: 1/4" = 1'-0"

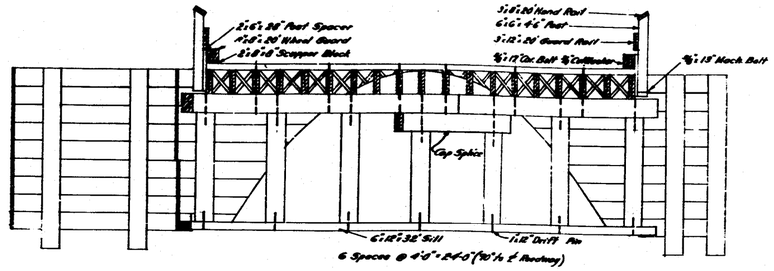

SECTION A-A

Scale: 1/4" = 1'-0"

NOTE: All lumber except wheel guard and guard rail members will be rough, creosoted. Wheel guard and guard rail members will be S4S and will receive 2 coats of white lead paint. All bolt assemblies to have malleable washers except as noted.

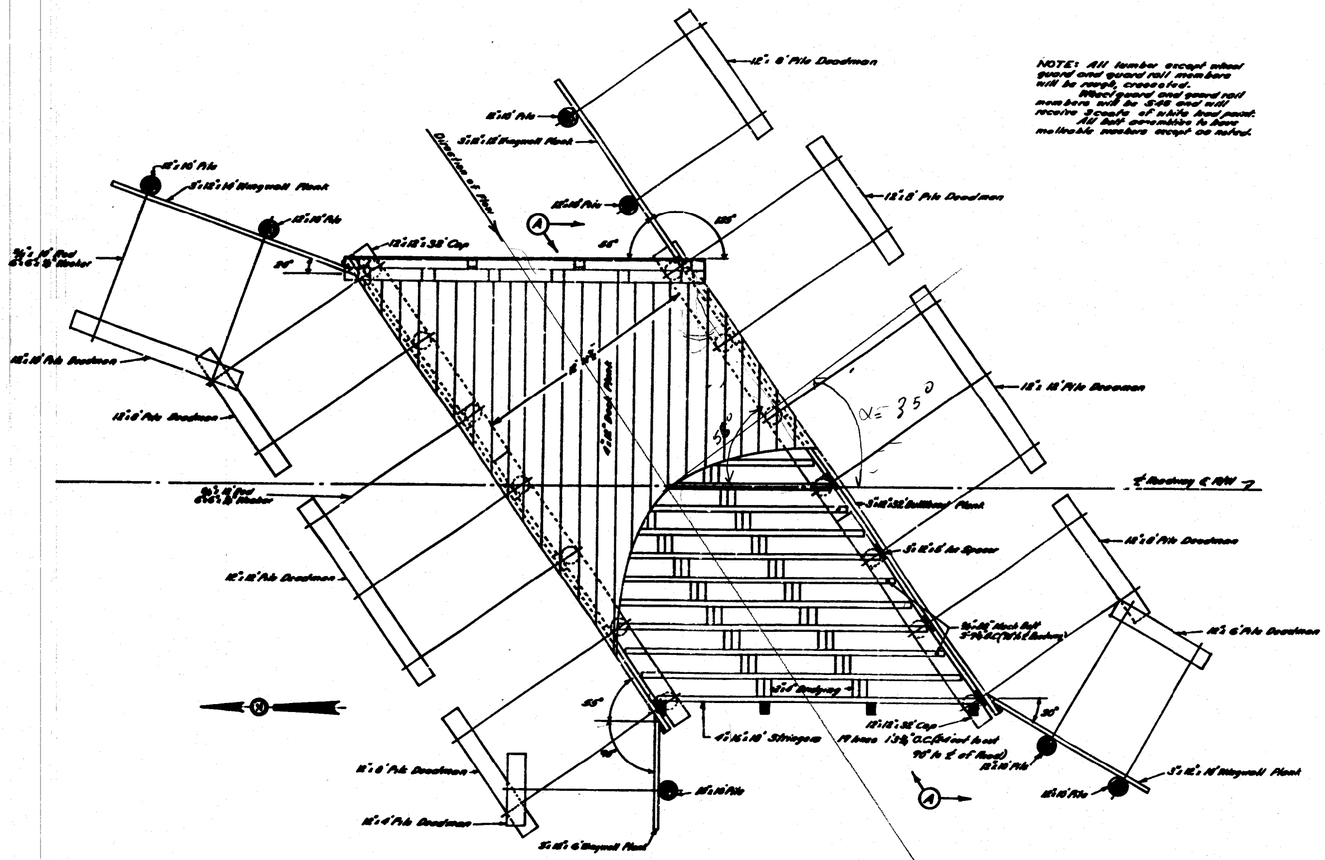

PLAN

Scale: 1/4" = 1'-0"

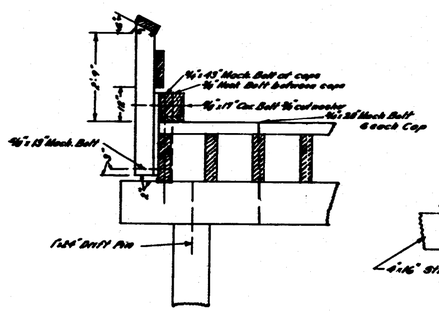

GUARD RAIL DETAIL

Scale: 1/2" = 1'-0"

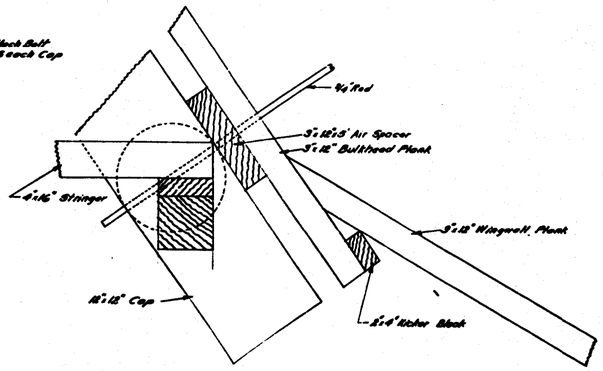

DETAIL OF WINGWALL CONNECTION

Scale: 1/2" = 1'

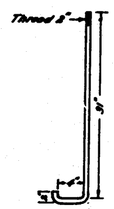

HOOK BOLT DETAIL

Scale: 1" = 1'-0"

Bridge S-92
Raymond Ave
250 s/o Burton St
Sheet 1 of 1
Scale-As Shown
Vellum

Drawn by	M.A.K.	4/9/50
Checked by	E.M.B.	11-8-50
Approved	C.A. Sprague	11-13-50

ORANGE COUNTY HIGHWAY DEPARTMENT
REPLACEMENT OF
STRUCTURE No. S-92
ON
RAYMOND AVENUE
250 ft. South of Burton Street

Approved H. Sprague
H. Sprague, Road Commissioner

Scale: As Shown
Oct. 1950

W = 19'8"
L = 17'3"

#145 S-92 1950
RAYMON AVE.

769-A2