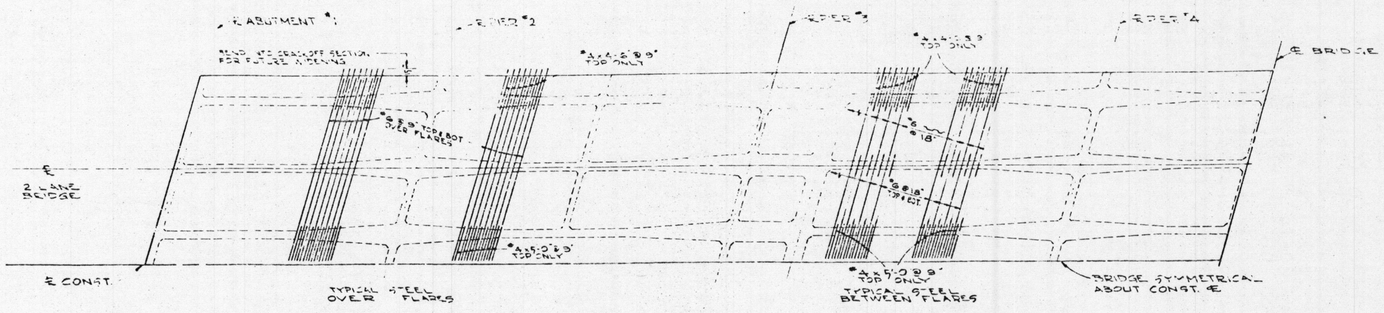

TRANSVERSE DECK REINFORCEMENT

CRACKOFF SECTION NOT SHOWN SCALE: 1/8" = 1'-0"

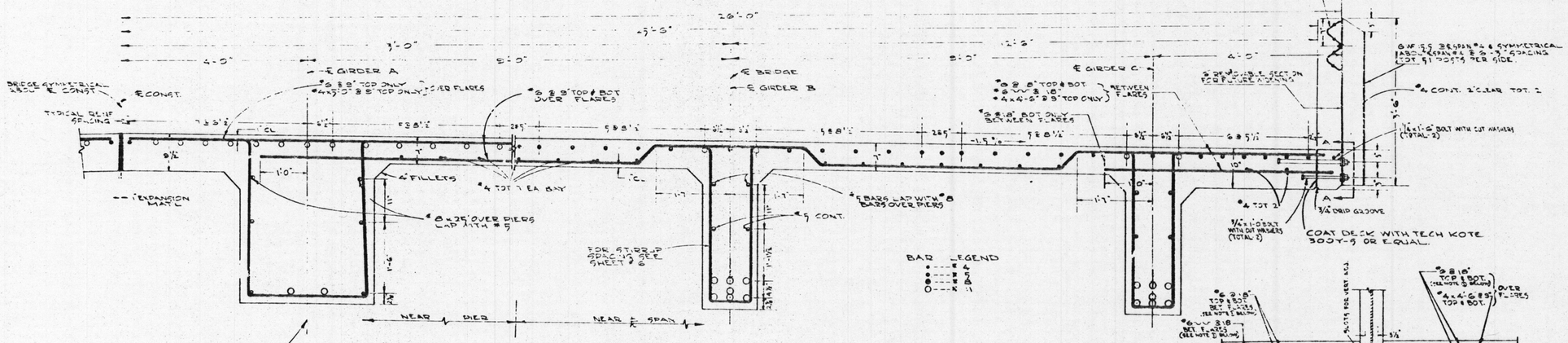

TYPICAL SECTION & STEEL PLACEMENT

SCALE 1" = 1'-0"

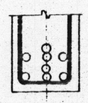

GIRDER "A" NEAR ℄ OF SPAN

GUARD RAIL ASHCO OR EQUAL 300 LIN FT PER ℄ OF BRIDGE. PROVIDE FOR LAP WITH APPROACH GUARD RAIL TO BE INSTALLED BY OTHERS.

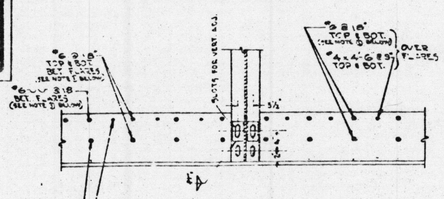

SECTION A-A

SCALE 1" = 1'-0"

NOTE 1) ALL #4 & #6 BARS SHOWN ABOVE SHALL HAVE A 15" MIN. LAP (BEND HORIZ.) FOR FUTURE EXTENSION. ALL STEEL TO BE 1" MIN. CLEARANCE OF CONC. SURFACES. ALL #4 BARS SHOWN ABOVE SHALL NOT BE LAPPED.

NOTES:

1- DESIGN DETAILS PER CALIFORNIA STATE BRIDGE PLANNING & DESIGN MANUAL MODIFIED BY O.C.H.D. OR A.A.S.H.O. SPECIFICATIONS FOR HIGHWAY BRIDGES.
2- STANDARD SPECIFICATIONS OF THE ORANGE COUNTY HIGHWAY DEPT. & THE SPECIAL PROVISIONS.
3- H20-S16-44 LIVE LOAD.
4- PILES ARE REINFORCED CONCRETE WITH 45 TON BEARING.
5- UNIT STRESSES AS FOLLOWS:
   f_c = 2,000 psi
   f_s = 1,200 psi EXCEPT AS NOTED
   f_c = 1,000 psi FOR ROADWAY SLAB ON GIRDERS
   n = 10
6- ALL REINFORCEMENT IS A.S.T.M.-A 305 BARS
7- 2" CLR. FOR REINFORCEMENT IS 2" CLEAR UNLESS OTHERWISE NOTED.
8- REINFORCEMENT LAPPED 20 DIAMETERS AT SPLICES.
9- CHAIRS & BAR SUPPORTS AS DETAILED IN A.C.I. MANUAL OF STANDARD PRACTICE.
10- ALL CONCRETE IS "CLASS A" USING TYPE II PORTLAND CEMENT.
11- ALL EXPOSED EDGES OF CONCRETE SHALL HAVE 1" CHAMFER UNLESS OTHERWISE NOTED.
12- LEVEE PROTECTION, DETOUR & APPROACHES NOT A PART OF THIS CONTRACT.
13- NO STEEL PENETRATES THROUGH 1" EXPANSION MAT'L ON ℄ CONST.
14- ALL STEEL PROJECTS THROUGH TECH KOTE CONST. JOINT A MINIMUM OF 15" IN EACH DIRECTION TO PROVIDE SUFFICIENT BOND FOR LAPPING WITH STEEL IN FUTURE WIDENING OF BRIDGE.

COUNTY OF ORANGE. HIGHWAY DEPT.	
TYPICAL SECTION & DECK REINF.	
EDINGER ST. BRIDGE ACROSS SANTA ANA RIVER	
BRIDGE NO. 53A 27	
APPROVED: ROAD COMMISSIONER	
SCALE AS SHOWN	MAR. 1958	SHEET 8 OF 13 SHEETS

53A-27-8

16 8 1/2 16