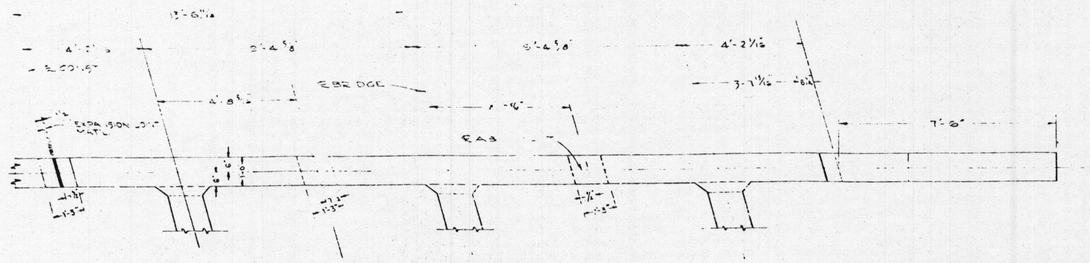

SECTION A-A

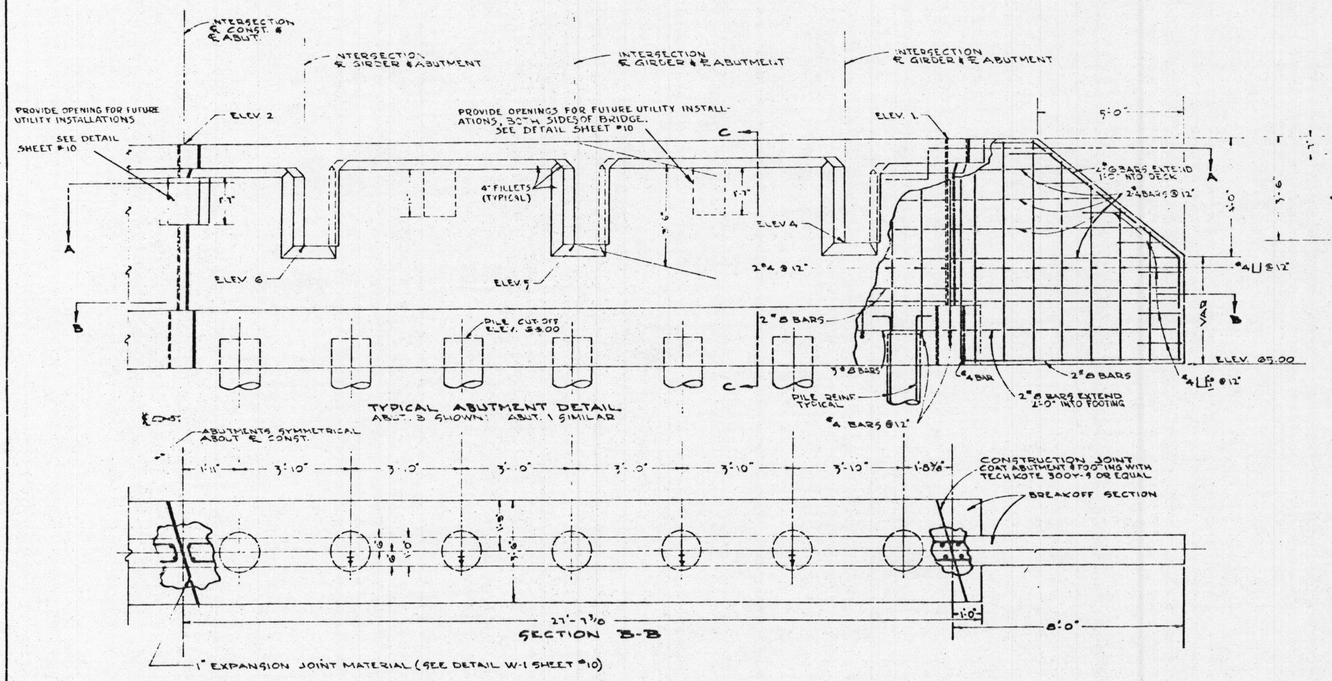

TYPICAL ABUTMENT DETAIL
ABUT. 3 SHOWN; ABUT. 1 SIMILAR

SECTION B-B

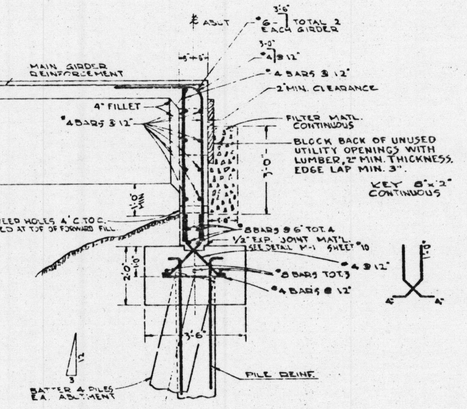

SECTION C-C

ABUTMENT ELEVATIONS AT POINTS SHOWN ON ELEV. VIEW

ABUT	ELEV. 1	ELEV. 2	ELEV. 3	ELEV. 4	ELEV. 5	ELEV. 6	ELEV. 7	ELEV. 8	ELEV. 9
L	72.28	72.15	72.44	68.85	69.02	69.18	69.21	69.03	68.99
R.	72.44	72.15	72.28	68.99	69.20	69.21	69.18	69.32	69.05

REF. SEE SHEET 2

NOTE: PILES SHOWN THUS ++ ON SECTION B-B SIGNIFIES BATTER 1:4 & DIRECTION OF BATTER.

MICROFILMED
JUL 6 1990

COUNTY OF ORANGE HIGHWAY DEPT.

ABUTMENT DETAILS

EDINGER ST. BRIDGE
ACROSS SANTA ANA RIVER

BRIDGE NO. S.A. 27

APPROVED: ROAD COMMISSIONER C.E. 787.

SCALE 1/8" = 1'-0"	MAR. 1950	SHEET 4 OF 13 SHEETS

SA-27-4