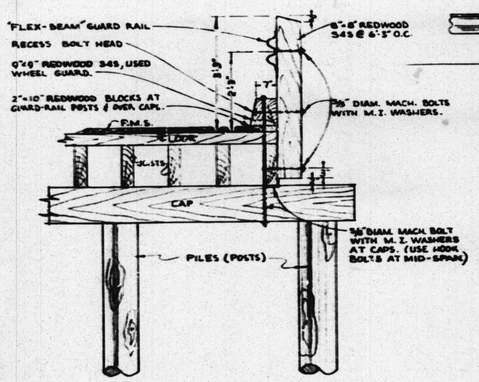

RAILING DETAIL

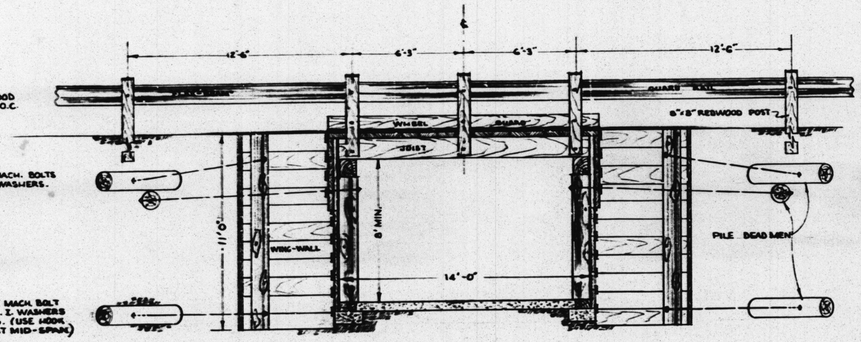

EAST ELEVATION

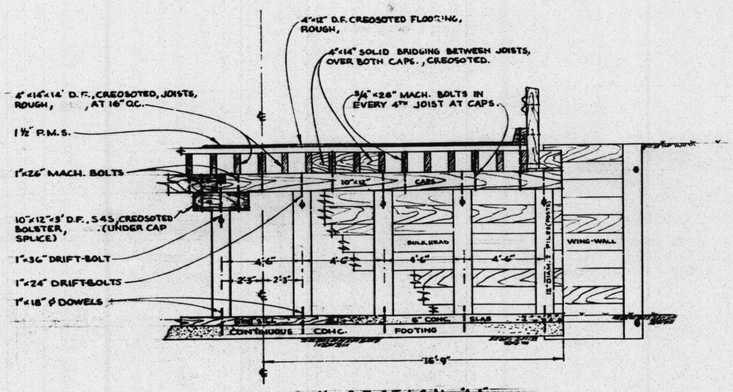

X-SECTION 'AA'

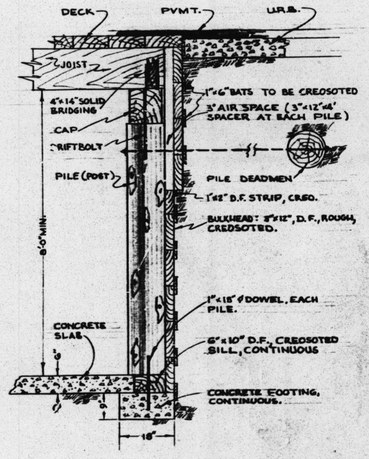

X-SECTION 'B-B'
(BULKHEAD)

DETAIL OF ZINC CAP FOR PILE HEADS

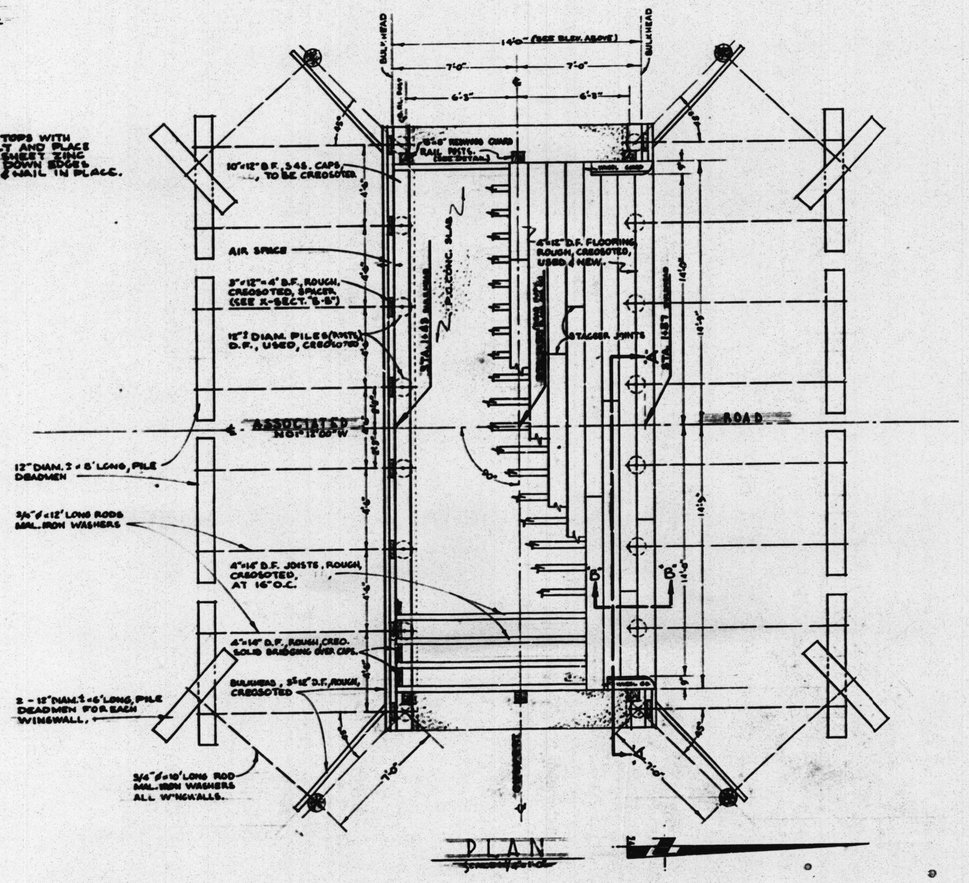

PLAN

NOTES

MATERIAL

CONSTRUCTION

ALL BOLT ASSEMBLIES TO HAVE STD. M.I. WASHERS EXCEPT BOLT HEADS SECURING "FLEX-BEAM" TO POSTS.

DRILL HOLES FOR DRIFT BOLTS 1/16" DIAM. LESS THAN DIAM. OF DRIFT BOLTS.

SPIKE FLOORING TO JOISTS WITH 2-8" SPIKES AT EACH JOIST.

SPIKE BULKHEAD 3"×12"'s TO SUPPORTING MEMBERS WITH 2-60D SPIKES AT EACH BEARING.

PAINTING

PAINT WITH 2 COATS OF HOT CREOSOTE ALL DRILLED HOLES AND CUT ENDS OF CREOSOTED MEMBERS.

PAINT GUARD-RAIL POSTS WITH 3 COATS OF WHITE LEAD AND OIL.

PAINT "FLEX-BEAM" WITH 2 COATS OF WHITE LEAD AND OIL.

PAINT WHEEL-GUARD RAIL WITH 3 COATS OF WHITE LEAD AND OIL.

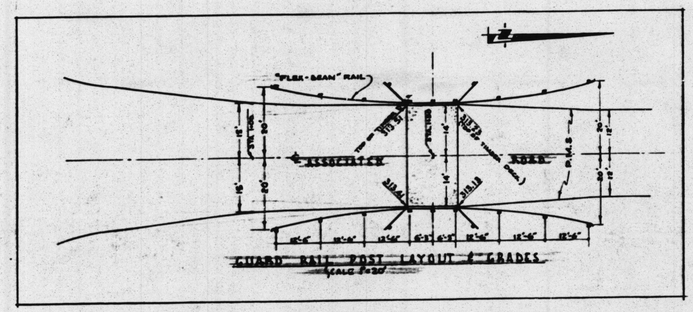

GUARD RAIL POST LAYOUT & GRADES

	Initial	Date
Prepared by	H.P.A.	8-27-54
Checked by		
Approved	J.W.C.	8-31-54

Culvert S-207
Associated Road
1.50' n/o Imperial Hwy
Cattle Underpass
Sheet 1 of 1
Red: 22.5:1 Scale-As Shown

VELLUM-PENCIL

MICROFILMED
JUL 6 1960

ORANGE COUNTY ROAD DEPARTMENT
PLANS & DETAILS
CATTLE UNDERPASS
(CULVERT No. S207) LOCATED ON: ASSOCIATED ROAD, 150 FEET NORTH OF ℄ IMPERIAL HIGHWAY.

SCALE: AS SHOWN
DATE: AUGUST 31, 1954
1 of 1

W = 28' Skew = 0°
L = 14'

#14622 1954
S-207
ASSOCIATED RD.
Thomas 739-D1