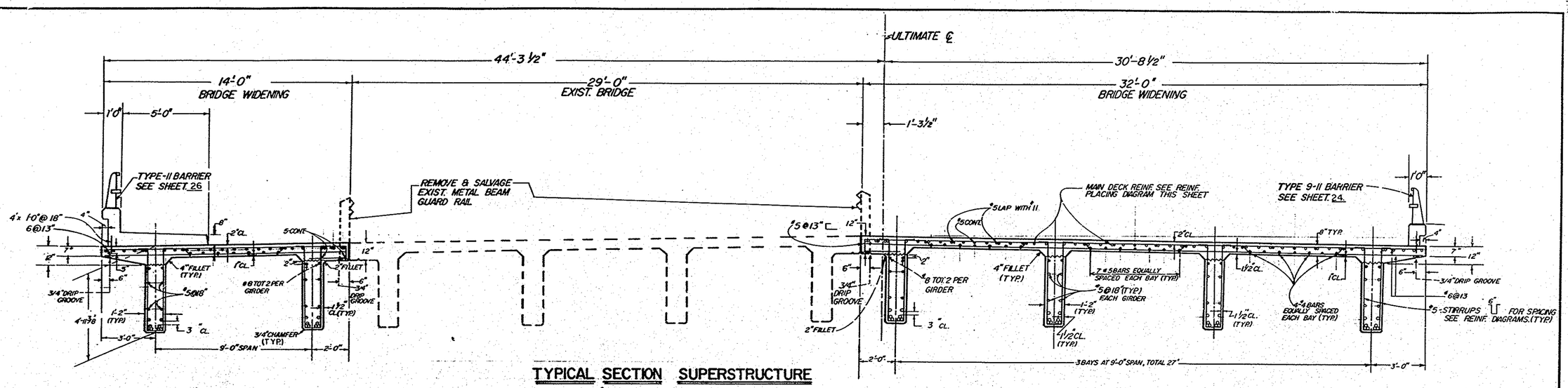

TYPICAL SECTION SUPERSTRUCTURE

SCALE 3/8" = 1'-0"

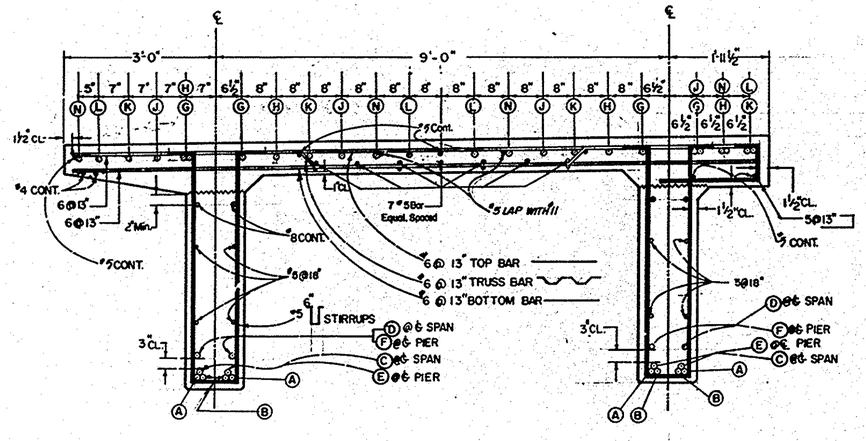

TYPICAL REINFORCEMENT PLACING DIAGRAMS

SCALE 3/4" = 1'-0"

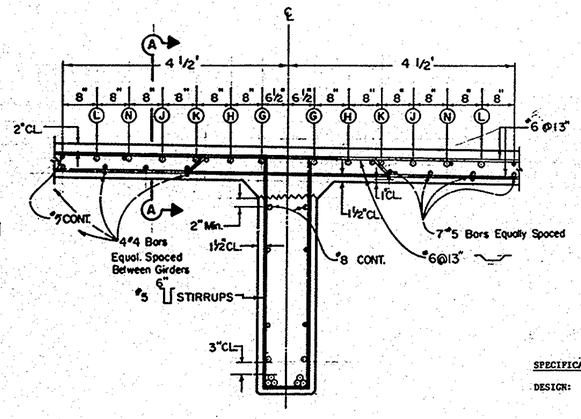

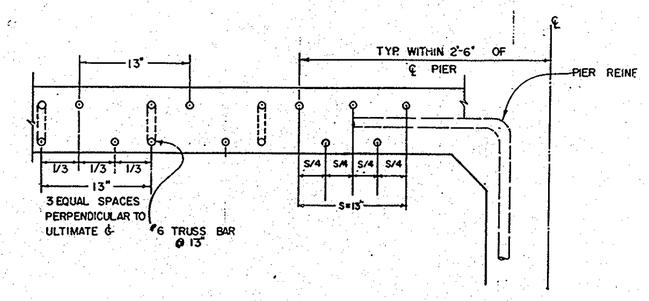

SECTION - AA

SCALE 1 1/2" = 1'-0"

GENERAL NOTES

SPECIFICATIONS

DESIGN: AASHO DATED 1977 WITH SUBSEQUENT REVISIONS, AND CALIFORNIA DIVISION OF HIGHWAYS BRIDGE PLANNING AND DESIGN MANUAL.

CONSTRUCTION: STANDARD SPECIFICATIONS FOR PUBLIC WORKS CONSTRUCTION DATED 1976 AND THE SPECIAL PROVISIONS.

LIVE LOADING: HS 20-44 AND ALTERNATED.

REINFORCING STEEL: f_s = 24,000 EXCEPT f_s = 20,000 psi IN TRANSVERSE DECK SLABS AND STIRRUPS.

CONCRETE: f_c = 1300 psi f_c' = 3250 psi @ 28 DAYS
n = 10 v_c = 54 psi
CLASS "A" USING TYPE II PORTLAND CEMENT

PILE LOADINGS: 70 TONS TYPE: CLASS I

REINF. SPLICING: BARS # 8 AND SMALLER - LAP 45 DIAMETERS OF SMALLER BAR JOINED. BARS # 9, 10, and 11 - LAP 60 DIAMETERS OF SMALLER BAR JOINTS.

1 1/2 0 1 2
3 inches on original drawing

Dr. 8 12952
Street Improvements
Sheet 14 of 35
Red 24;1
Linen

ORANGE COUNTY ENVIRONMENTAL MANAGEMENT AGENCY

TUSTIN AVE. BRIDGE
SA-7A
AT SANTA ANA RIVER

TYPICAL BRIDGE SECTION

MARK	DATE	DESCRIPTION

REVISIONS

DESIGNED MA
DRAWN KKP CHECKED MA

PREPARED UNDER SUPERVISION OF M.A. Manley DATE
SCALE AS SHOWN | DATE | DWG. NO. | SHEET 14 / 35

Dr 8 12952