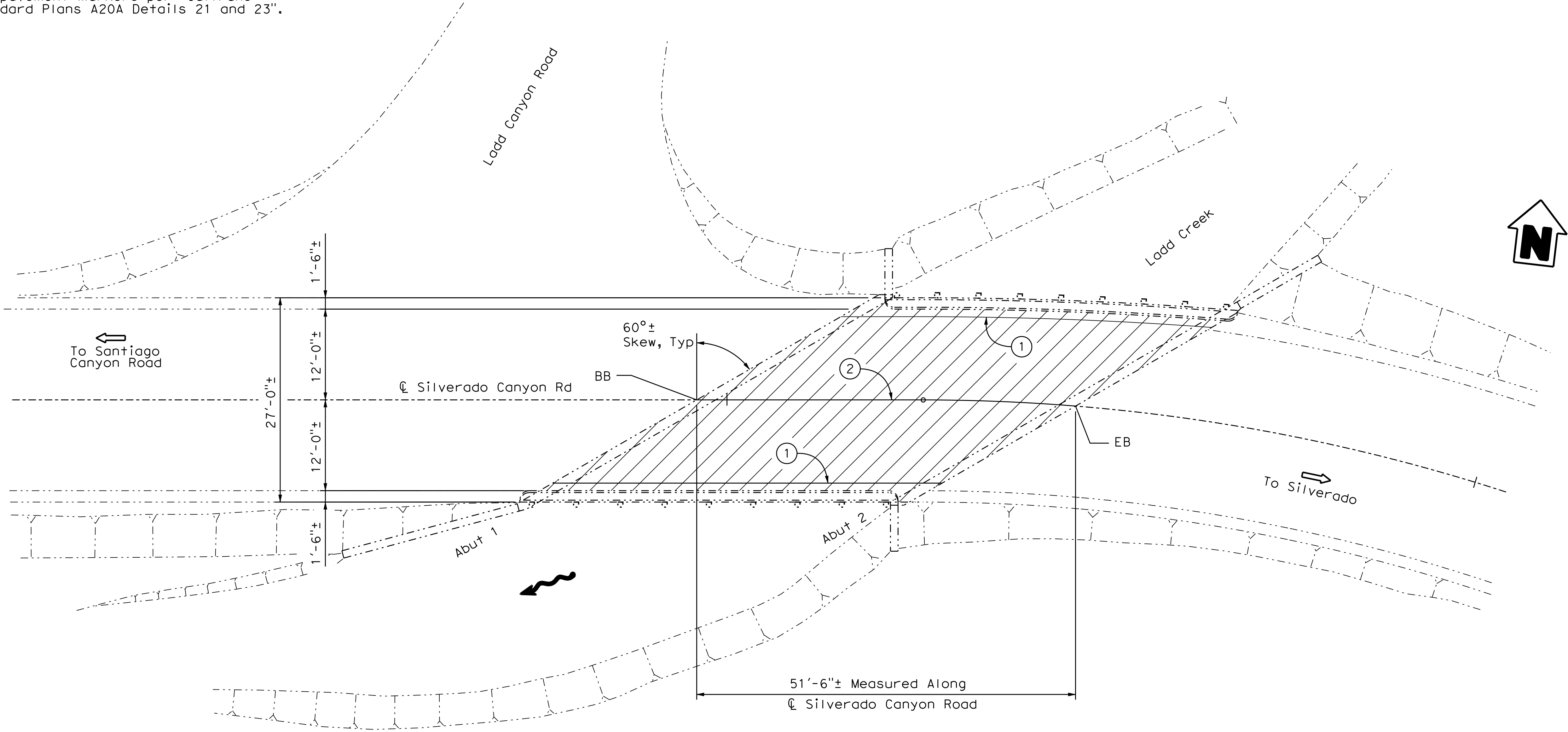


LEGEND

- Indicates existing.
- Indicates direction of traffic.
- Indicates direction of flow.
- Indicates limits of clean and treat bridge deck with high molecular weight methacrylate.
- 1

Remove and replace existing striping and pavement markers per "Caltrans Standard Plan A20B Detail 27B".
- 2

Remove and replace existing striping and pavement markers per "Caltrans Standard Plans A20A Details 21 and 23".



PLAN

1/8"=1'-0"

NOTE:
THE CONTRACTOR SHALL VERIFY ALL
CONTROLLING FIELD DIMENSIONS
BEFORE ORDERING OR FABRICATING
ANY MATERIAL.

NO AS BUILT CHANGES



MARK	DESCRIPTION	DATE	APPR.

PREPARED UNDER THE RESPONSIBLE CHARGE OF:

REGISTERED PROFESSIONAL ENGINEER
Oscar E. Henriquez
No. CS9008
State of California
Civil

12/10/10
DATE

O. HENRIQUEZ

DESIGNED BY: O. HENRIQUEZ
DRAWN BY: HV / RE
CHECKED BY: M. MARTIN
DRAWING CODE:
FILE NAME:
PLOT DATE: 12/10/10
SCALE: AS NOTED

ORANGE COUNTY
PUBLIC WORKS
PREPARED BY:
McLEAN & SCHULTZ
3040 Soturn Street, Ste 105
Brea, CA 92821

MAINTENANCE OF VARIOUS
BRIDGES IN ORANGE COUNTY
SANTIAGO CANYON AREA
BRIDGES - PHASE I
SILVERADO CANYON
ROAD OVER
LADD CREEK
BR. NO. 55C-0175

SHEET
REFERENCE
NUMBER

GENERAL PLAN

Sheet 4 of 7
SHEET 1 OF 2

DECK REPAIR TABLE						
BRIDGE NAME	BRIDGE NUMBER	TOTAL DECK AREA (SQ FT)	APPROXIMATE AREA DAMAGED (%)	APPROXIMATE DEPTH (INCHES)	REMOVE UNSOUND CONCRETE (CF)	RAPID SETTING CONCRETE PATCH (CF)
Silverado Canyon Road Over Ladd Creek Bridge	55C-0175	1,236	5	2	11	11

DECK REPAIR NOTES:

1.

Existing reinforcement shall be protected in place during unsound concrete removal and patching operations.
2.

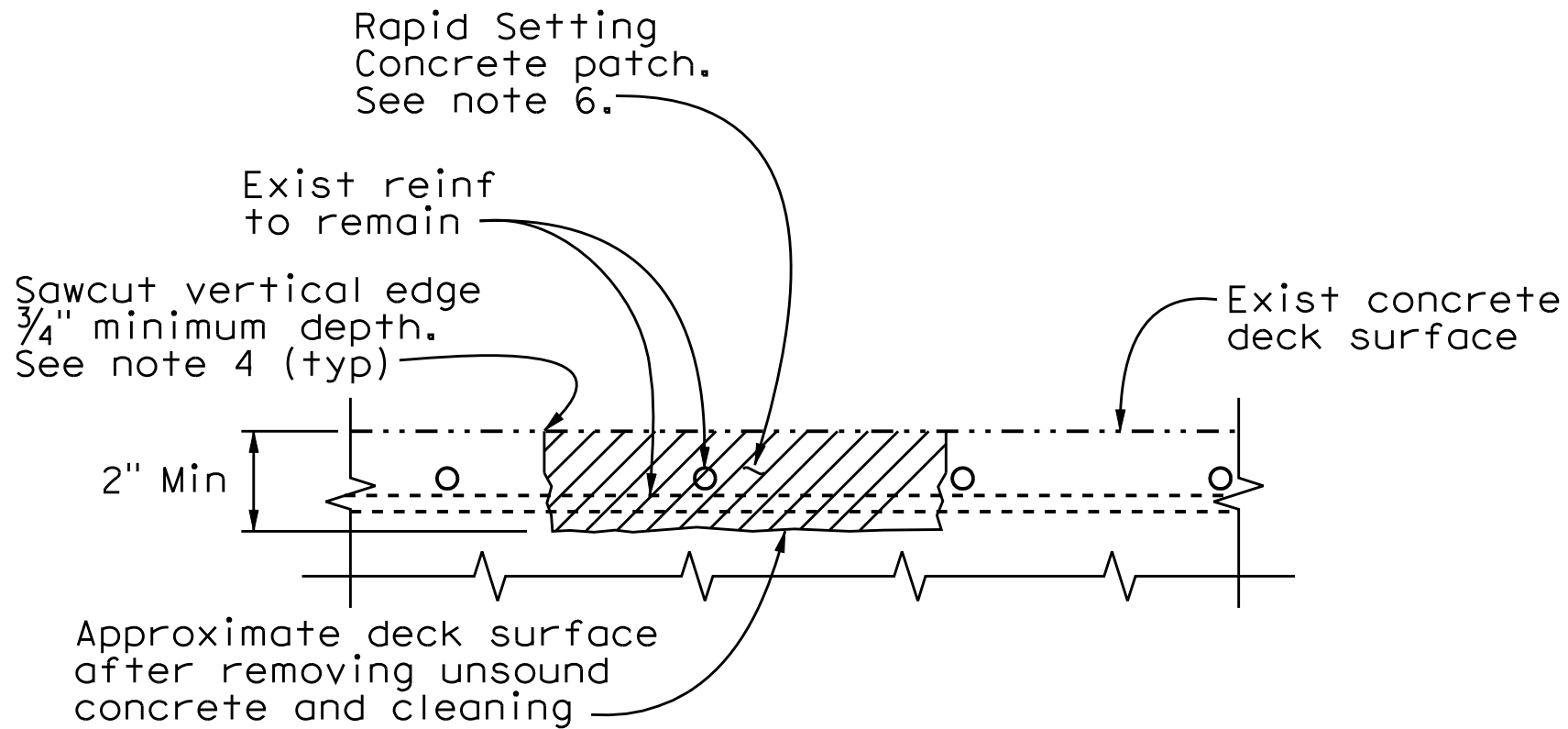
It is responsibility of the Contractor to repair any reinforcement that is accidentally cut by saw cutting operations.
3.

When existing transverse reinforcement is exposed in the deck surface, saw cutting shall be waived with the approval of the Engineer.
4.

The sawcut depth shall not exceed 3/4" or the concrete cover over the top steel reinforcing bars, whichever is less.
5.

Remove unsound Portland Cement concrete and unsound concrete patches to expose sound, hard concrete substrate. Replace original deck surface with rapid setting concrete patch.
6.

Rapid setting concrete repairs shall conform to the sections entitled "Patches," "General Provisions Applicable to All Patches," and "Rapid Setting Concrete Patches in Deck Surfaces" of the special provisions.

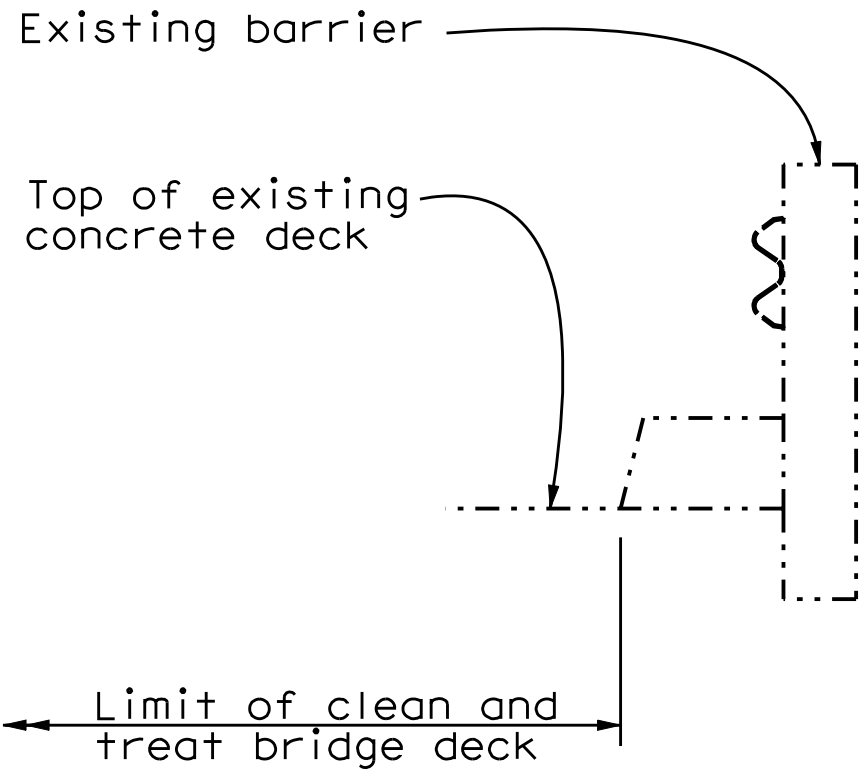


DECK DAMAGE REPAIR DETAIL

NO SCALE

Location will be determined by the Engineer. Reinforcement may be encountered during deck concrete removal and is to remain undamaged.

NOTE:
THE CONTRACTOR SHALL VERIFY ALL CONTROLLING FIELD DIMENSIONS BEFORE ORDERING OR FABRICATING ANY MATERIAL.



BARRIER

TYPICAL LIMITS OF DECK WORK

NO SCALE



										APPR.
										DATE
										DESCRIPTION
										MARK

PREPARED UNDER THE RESPONSIBLE CHARGE OF:

REGISTERED PROFESSIONAL ENGINEER

OSCAR E. HENRIQUEZ

NO. CS9008

CIVIL

STATE OF CALIF.

12/10/10

DATE

O. HENRIQUEZ

DESIGNED BY: O. HENRIQUEZ

CHECKED BY: M. MARTIN

DRAWN BY: HV / RE

DRAWING CODE:

FILE NAME:

PLOT DATE: 12/10/10

SCALE: AS NOTED

ORANGE COUNTY

PUBLIC WORKS

PREPARED BY: McLEAN & SCHULTZ

3040 Saturn Street, Ste 105

Brea, CA 92821

MAINTENANCE OF VARIOUS BRIDGES IN ORANGE COUNTY

SANTIAGO CANYON AREA BRIDGES - PHASE I

SILVERADO CANYON ROAD OVER LADD CREEK

BR. NO. 55C-0175

SHEET REFERENCE NUMBER

MISCELLANEOUS DETAILS

Sheet 5 of 7

SHEET 2 OF 2

NO AS BUILT CHANGES