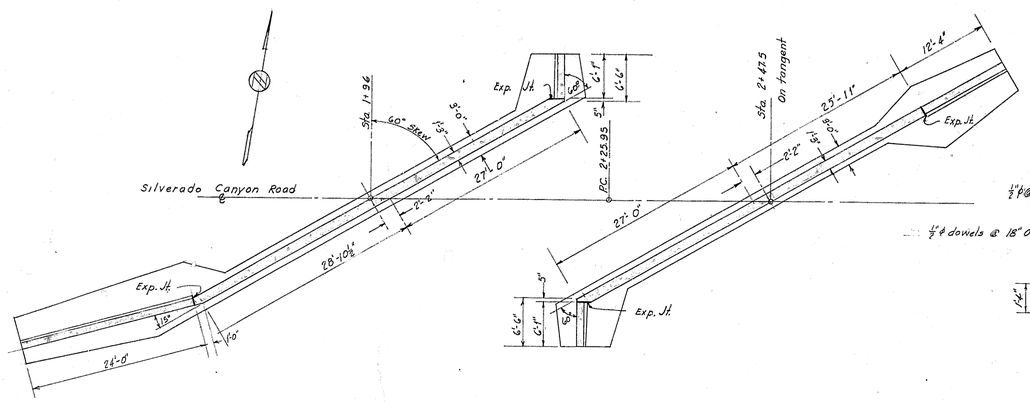


FOUNDATION PLAN
Scale ~ ⅛" = 1'-0"

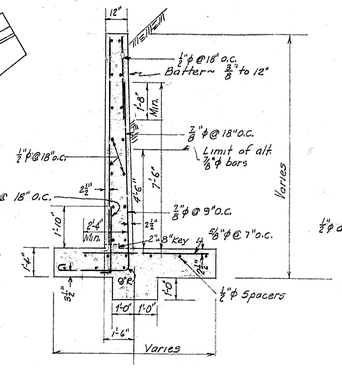


SECTION A-A
Scale ~ ⅜" = 1'-0"

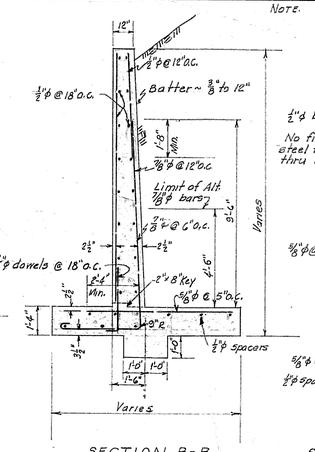


SECTION B-B
Scale ~ ⅜" = 1'-0"

Note. Approach fills not to be placed against abutment until after deck is poured.

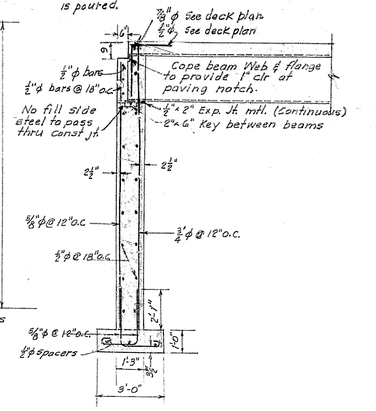


SECTION D-D
Scale ~ ⅜" = 1'-0"

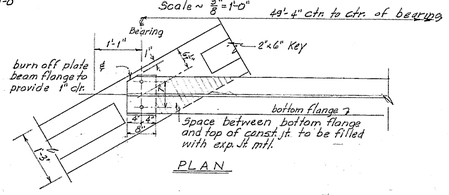


PLAN

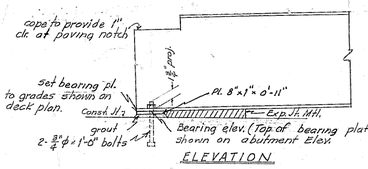


ELEVATION

END BEARING DETAILS
Scale ~ ⅜" = 1'-0"

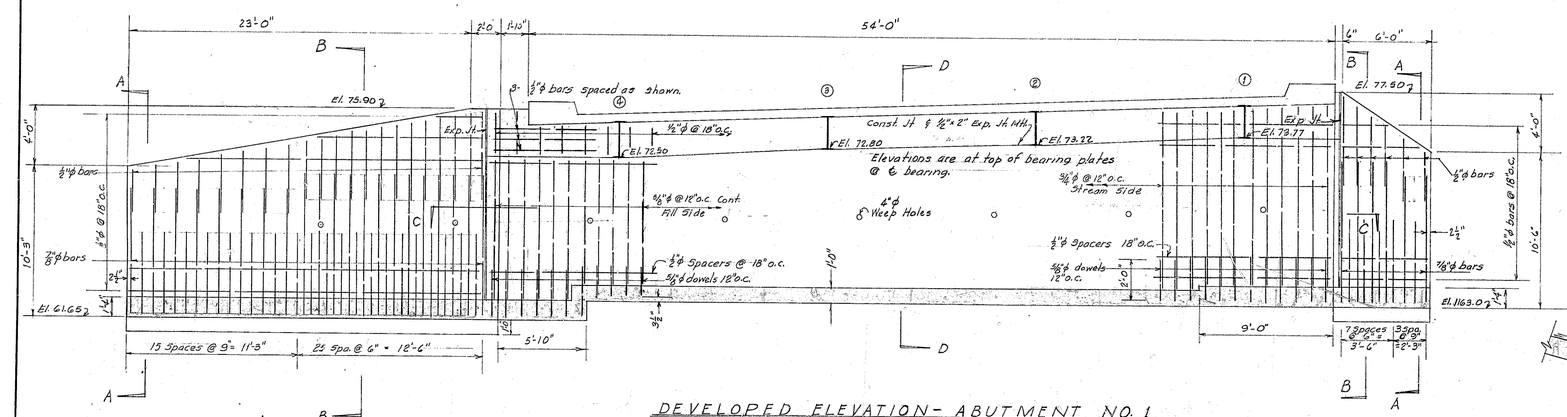


DEVELOPED ELEVATION - ABUTMENT NO. 1
FILL SIDE REINFORCING SHOWN - EXCEPT AS NOTED
Scale ~ ¼" = 1'-0"




SECTION C-C
Scale ~ ½" = 1'-0"

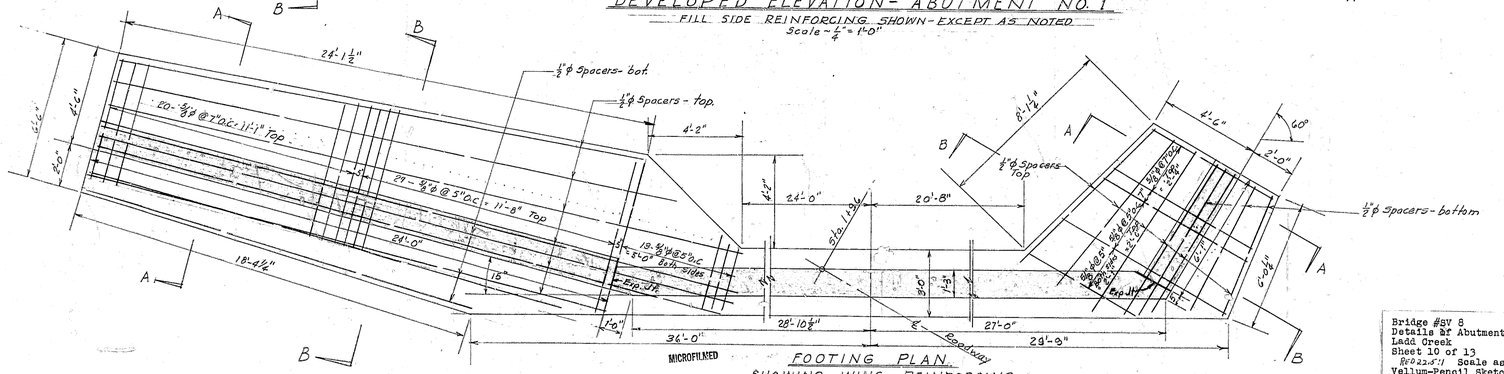


FOOTING PLAN
SHOWING WING REINFORCING
Scale ~ ⅜" = 1'-0"

Bridge #SV 8
Details of Abutment #1
Ladd Creek
Sheet 10 of 13
Reo 22.5:1 Scale as noted
Vellum-Pencil Sketch

APPROVED a a Beard
A.A. BEARD
SUPERINTENDENT OF HIGHWAYS
DATE 8-8-46
by H. Sprenger
Actg. Supt.

| REV. NO. | DATE | REVISION | BY | APPR'D |
|---|---|---|---|---|

ORANGE COUNTY, CALIFORNIA
BRIDGES ACROSS SILVERADO, LADD, & SANTIAGO CREEKS
DETAILS OF ABUTMENT NO. 1
LADD CREEK (SV 8)

As Noted SCALE
DESIGN FJS
DRAWN EG
CHECKED RB

DONALD R. WARREN CO.
ENGINEERS
LOS ANGELES SAN FRANCISCO
Donald R. Warren 7/21/46
DATE

LA 46-17 JOB NO.
9 DRAWING NO.

MICROFILMED
JUL 6 1960

PRINTED ON DIEPO CLEARPRINT NO. 1008H