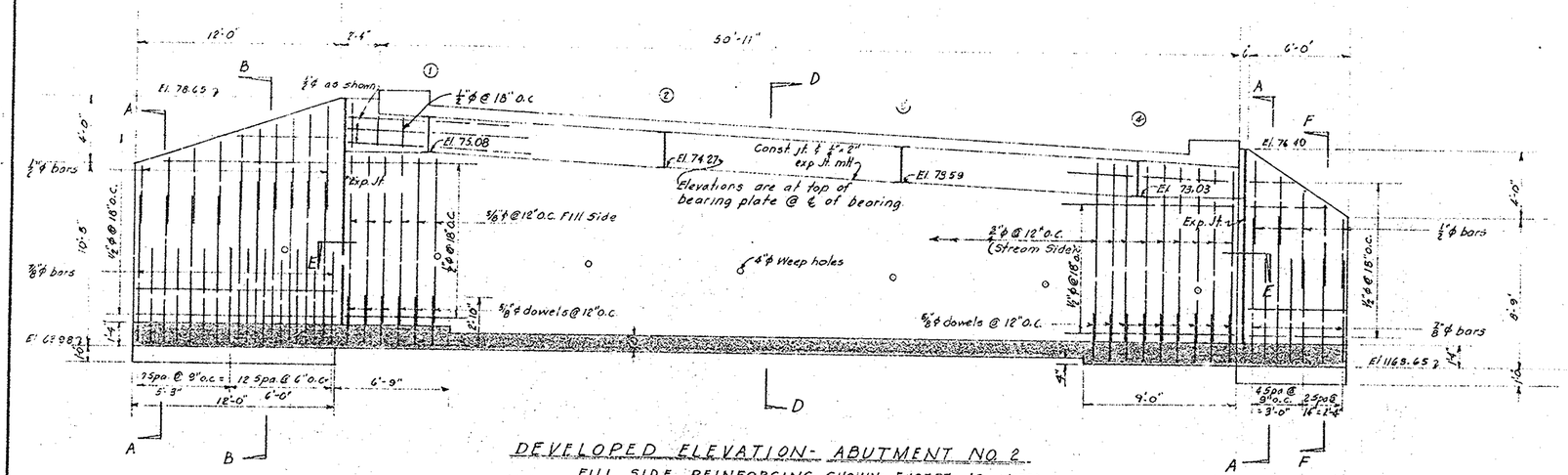

DEVELOPED ELEVATION- ABUTMENT NO. 2

FILL SIDE REINFORCING SHOWN- EXCEPT AS NOTED

Scale- 1/4" = 1'-0"

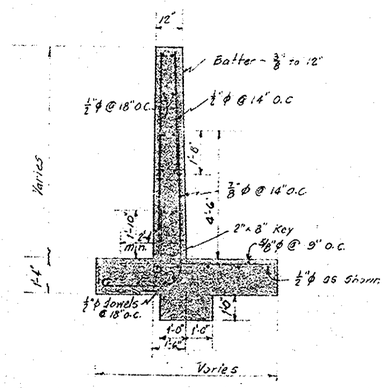

SECTION F-F

Scale ~ 3/8" = 1'-0"

Note: See Sht #9 for foundation plan, Sections AA, BB, DD & End Bearing details

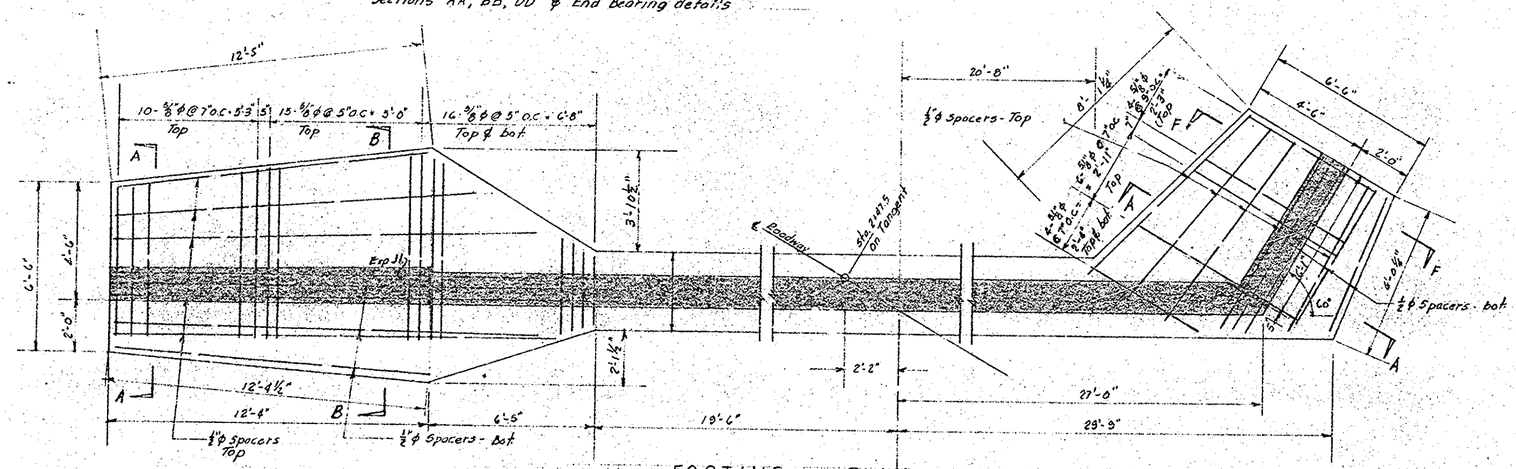

FOOTING PLAN

SHOWING WING REINFORCING

Scale- 3/8" = 1'-0"

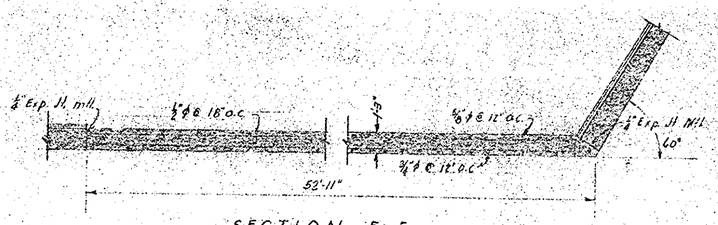

SECTION E-E

Scale ~ 1/4" = 1'-0"

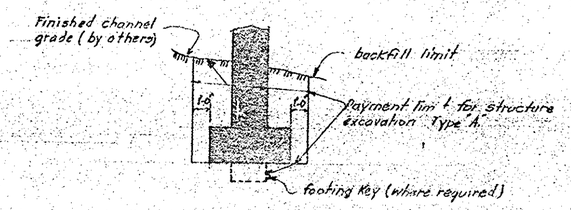

TYPE "A" STRUCTURE EXCAVATION

No Scale

Applies to all structure excavation for Bridges SV 8 & SC 8

APPROVED A. A. Beard

A. A. BEARD

SUPERINTENDENT OF HIGHWAYS

DATE 8-8-46

by H. Springer Asst. Supt.

REV. NO.	DATE	REVISION	BY	APP'D

ORANGE COUNTY, CALIFORNIA

BRIDGES ACROSS SILVERADO, LADD, & SANTIAGO CREEKS

DETAILS OF ABUTMENT NO. 2

LADD CREEK (SV 8)

AS NOTED

DESIGN F.J.S.

DRAWN E.G.

CHECKED E.G.

DONALD R. WARREN CO. ENGINEERS

LOS ANGELES SAN FRANCISCO

Donald R. Warren 7/9/46 Engr.

LA 46-17 JOB NO.

10 DRAWING NO.

Bridge #SV 8
Details of Abutment #2
Ladd Creek
Sheet 11 of 13
Scale as noted
Vellum-Pencil Sketch

MICROFILMED

JUL 6 1960