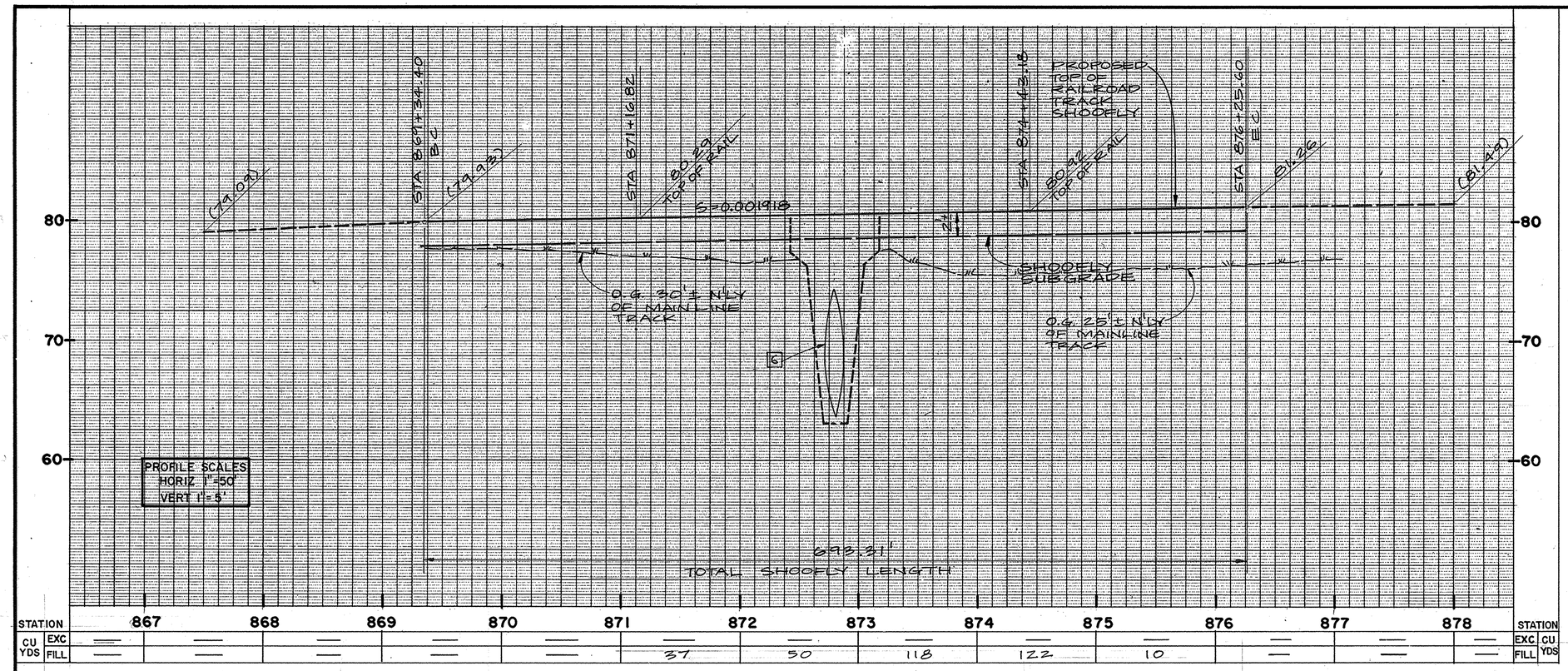

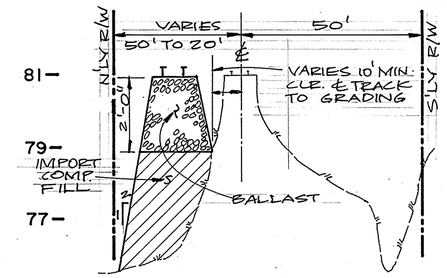

TYPICAL SECTION

NO SCALE

CONSTRUCTION NOTES

1. PLACE COMPACTED FILL (95% RELATIVE COMPACTION) FOR SHOOFLY TRACKS PER PLAN, PROFILE AND SECTION HEREON.
2. CONSTRUCT AND REMOVE SHOOFLY RAILS, TIES, BALLAST PER PLAN, PROFILE AND SECTION HEREON.
3. REMOVE AND SALVAGE EXISTING MAINLINE TRACKS BETWEEN STA. 872+30 AND STA. 873+35 FOR BRIDGE CONSTRUCTION.
4. PLACE NEW MAINLINE TRACK (NEW TIES, AND BALLAST) BETWEEN STA. 872+30 AND STA. 873+35.
5. REMOVE SHOOFLY FILL AND GRADE TO DRAIN PER DETAIL ON SHEET 9
6. CONSTRUCT 132" CMP WITH SLURRY BACKFILL PER DETAIL ON SHEET 9
7. CONSTRUCT INLET TYPE V PER OCEMA STANDARD PLAN 1305 (D_1 = 24", D_2 =24") PER DETAIL ON SHEET 9.
8. CONSTRUCT TEMPORARY 6' CHAIN LINK FENCE FROM STA. 873+25± TO STA. 875+50± TO PROVIDE 10' MINIMUM CLEARANCE FROM SHOOFLY. UPON REMOVAL OF SHOOFLY, INSTALL NEW 6' CHAIN LINK FENCE ON ORIGINAL ALIGNMENT PER SPECIAL PROVISION.

NOTE : *CONTRACTOR'S DRAWINGS FOR SHORING NEEDED FOR CONSTRUCTION OF ABUTMENTS SHALL BE APPROVED BY S.P.Tr.Co. PRIOR TO START EXCAVATION .*

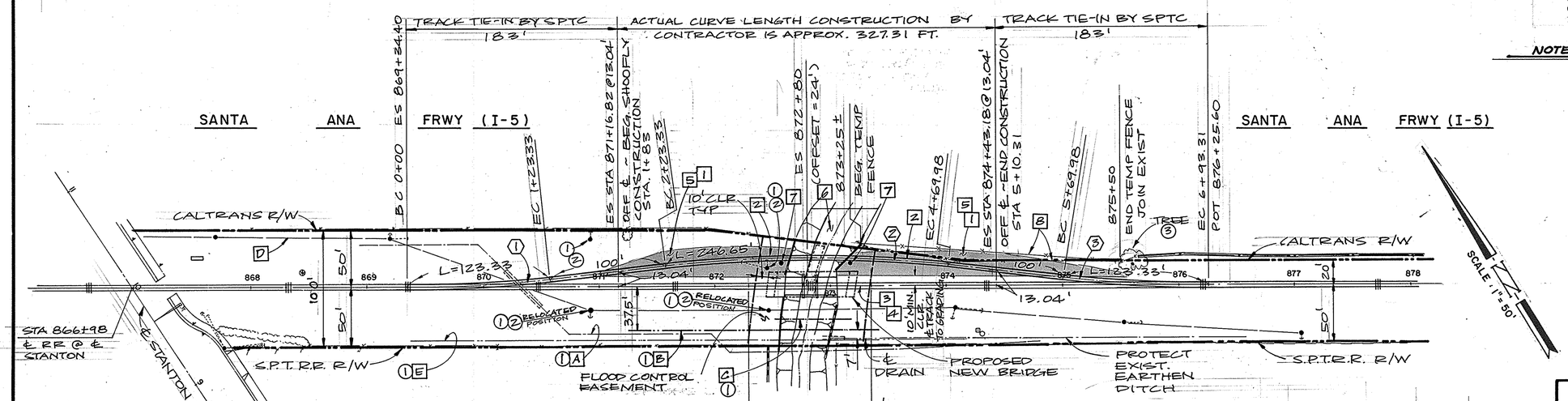

UTILITY / OWNER

	UTILITY	OWNER
A	16" OIL	SOUTHERN PACIFIC PIPELINE
B	10 3/4" H.P. OIL	SOUTHERN PACIFIC PIPELINE
C	SPRINT CABLE	GENERAL TELEPHONE COMPANY
D	SIGNAL CABLE (AERIAL)	SOUTHERN PACIFIC TRANSIT COMPANY
E	8" FUEL LINE	U.S. GOVERNMENT

872+30 BEGIN MAINLINE REMOVAL & REPLACEMENT

873+35 END MAINLINE REMOVAL & REPLACEMENT

LEGEND

- LIMITS OF COMPACTED FILL
- (1) PROTECT IN PLACE
- (2) RELOCATED BY OTHERS
- (3) TO BE REMOVED BY CONTRACTOR

* (3)	6°09'57.33"	1146.00'	123.33'	61.72'
* (2)	12°19'54.67"	1146.00'	246.65'	123.81'
* (1)	6°09'57.33"	1146.00'	123.33'	61.72'
Nº	Δ	R	L	T

℄ CURVE DATA

* DEGREE OF CURVE 5°00'00"

1 1/2 0 1 2 3

4 INCHES ON ORIGINAL DRAWING

REGISTERED PROFESSIONAL ENGINEER MICHAEL A. CURTIN No. C 33799 Exp. 12/31/87 CIVIL STATE OF CALIFORNIA

ORANGE COUNTY ENVIRONMENTAL MANAGEMENT AGENCY

FULLERTON CREEK (A03)
SHOOFLY AT 24' N'LY
SOUTHERN PACIFIC R/R
PLAN AND PROFILE
STA 867+50 TO STA 878+00

MARK	DATE	DESCRIPTION

REVISIONS

PREPARED UNDER SUPERVISION OF Michael A. Curtin 7/86 DATE

DESIGNED M. CURTIN
DRAWN N.O. CHECKED M.A.C.
SCALE AS SHOWN
DATE
DWG. NO.
SHEET 8 OF 11

JN 51501/51488