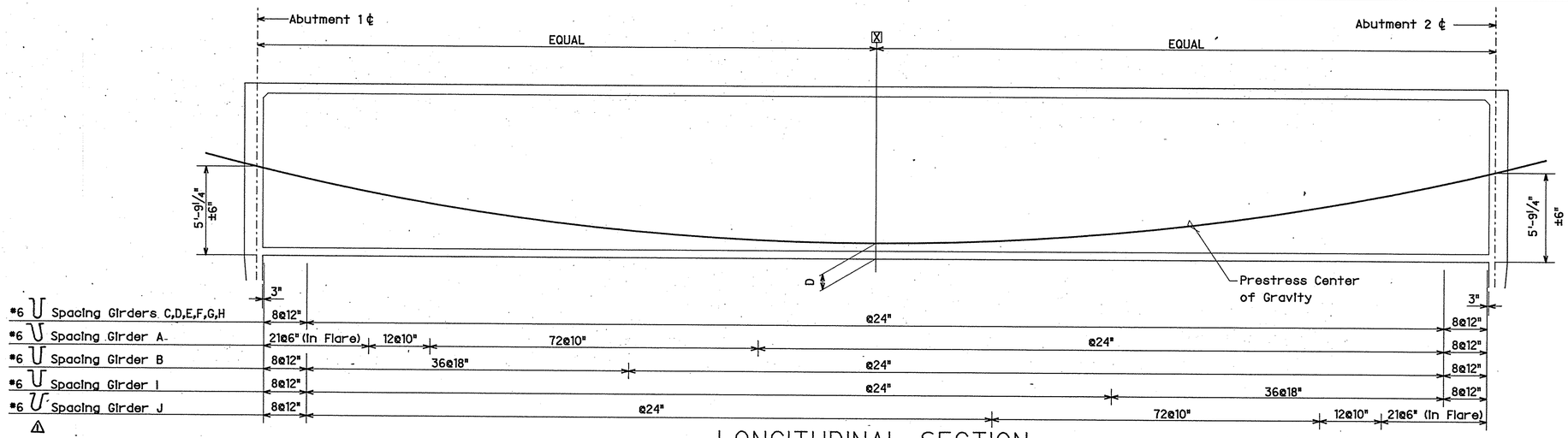


## LONGITUDINAL SECTION

HORIZONTAL : 1" = 10'
VERTICAL : 1" = 4'

## PRESTRESSING NOTES

For D= 1'-5 1/4" Pjack = 33960 kips

1. Strands shall be low relaxation, loss in stress = 30,000 psi.
2. Concrete: f'c = 4500 psi @ 28 days.
   f'ci = 3500 psi @ time of stressing.
3. Contractor shall submit elongation and jacking calculations based on initial stress at ⊠ = 0.96 times jacking stress.
4. $As = \frac{Pjack}{0.75\ f's}$
5. Design is based on ^ = 0.25 and k = 0.0002.
6. Equivalent anchorage set = 3/8 inch.
7. All strands shall be stressed before placing wing walls and abutment shear keys. △1

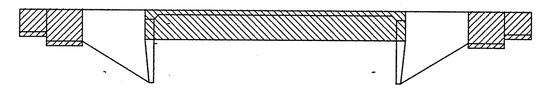

## CONCRETE TYPE LIMITS

- Structural Concrete, Bridge Sand - Light Weight
- Structural Concrete, Bridge
- Structural Concrete, Retaining Wall

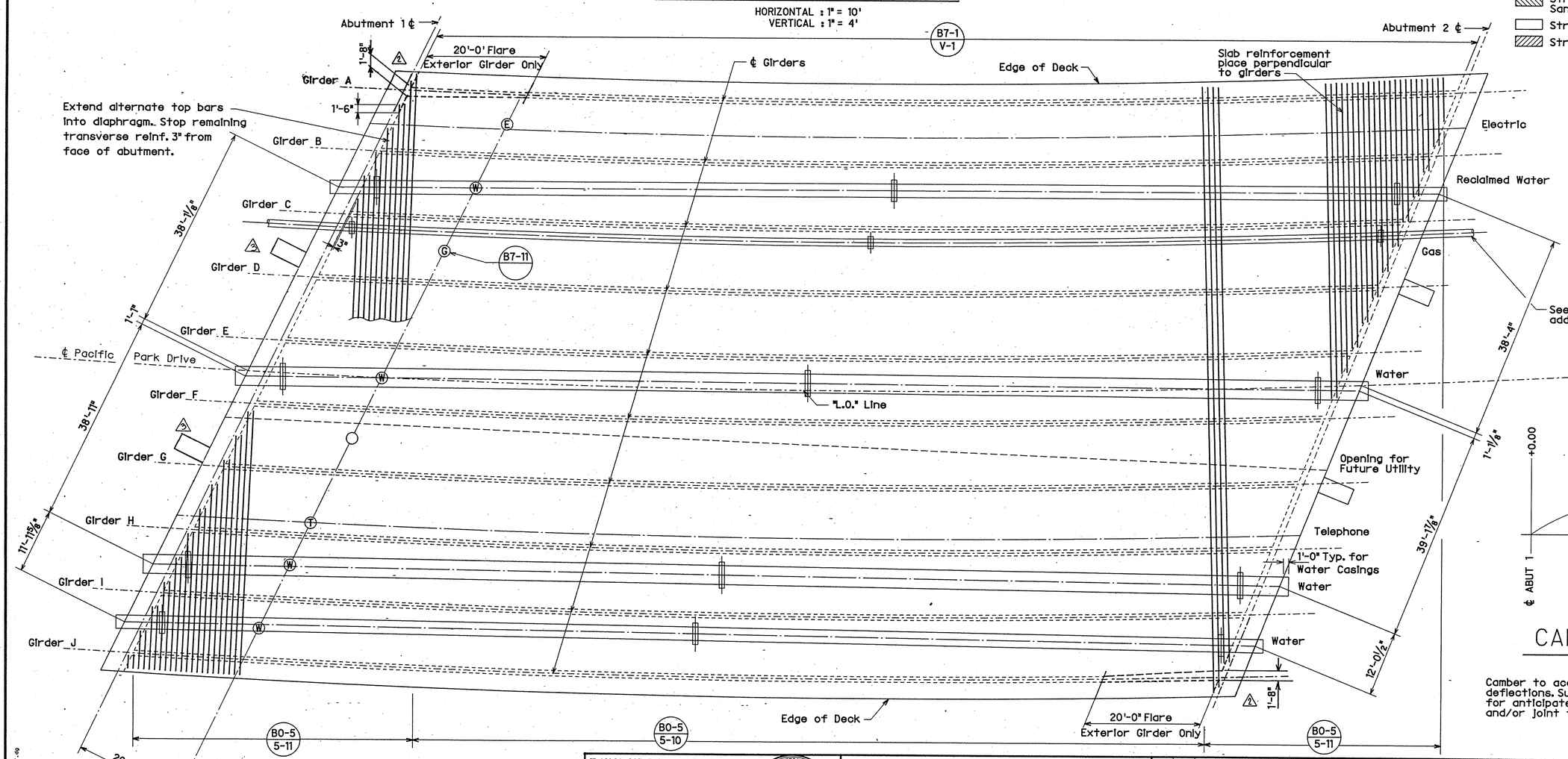


## PLAN

1"=10'

## NOTES

1. Remove deck forms from cells provided with deck openings.
2. All concrete saddles not shown for clarity. See PILE AND MISCELLANEOUS DETAILS sheet for spacing.
3. For locations of utilities not dimensioned on this plan see ABUTMENT 1 and 2 DETAILS sheets.

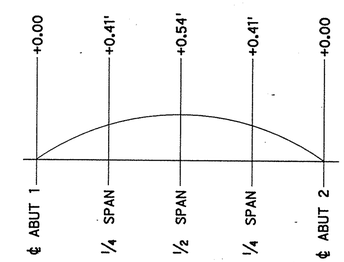


## CAMBER DIAGRAM

NO SCALE

Camber to account for dead load and prestress deflections. Subcontractor shall adjust as required for anticipated falsework deflections, settlement and/or joint take up.


(619) 283-5424
LIBBY STRUCTURAL ENGINEERS
4452 GLACIER AVENUE
SAN DIEGO, CALIFORNIA 92120


REGISTERED PROFESSIONAL ENGINEER — Donald R. Libby — No. 2878 — STRUCTURAL — Exp. 12-31-92 — STATE OF CALIFORNIA

MISSION VIEJO COMPANY
26137 LA PAZ ROAD • MISSION VIEJO • CALIFORNIA 92691

| DATE | BY | REVISION DESCRIPTION | APP'D | DATE |
|---|---|---|---|---|
| 9/15/92 | CV | △3 REV. SHEAR KEYS LOCATION | | |
| 8/2/93 | JS | △2 FLARE INSIDE FACE OF GIRDER ONLY | | |
| 11/92 | NM | △1 #6 U | | |

DES BC DWN NM
CKD MC DATE 3-19-92

# PACIFIC PARK DRIVE BRIDGE

OVER
BICYCLE AND EQUESTRIAN TRAILS, AND AWMA EASEMENT
1300 ft. WEST OF ALICIA PARKWAY

## GIRDER LAYOUT AND UTILITY PLAN

SHEET 7 OF 10

JN 2721

DR3 15719


22-Jun-1992 12:15
/usr4/dgn/2721/2721s07.dg