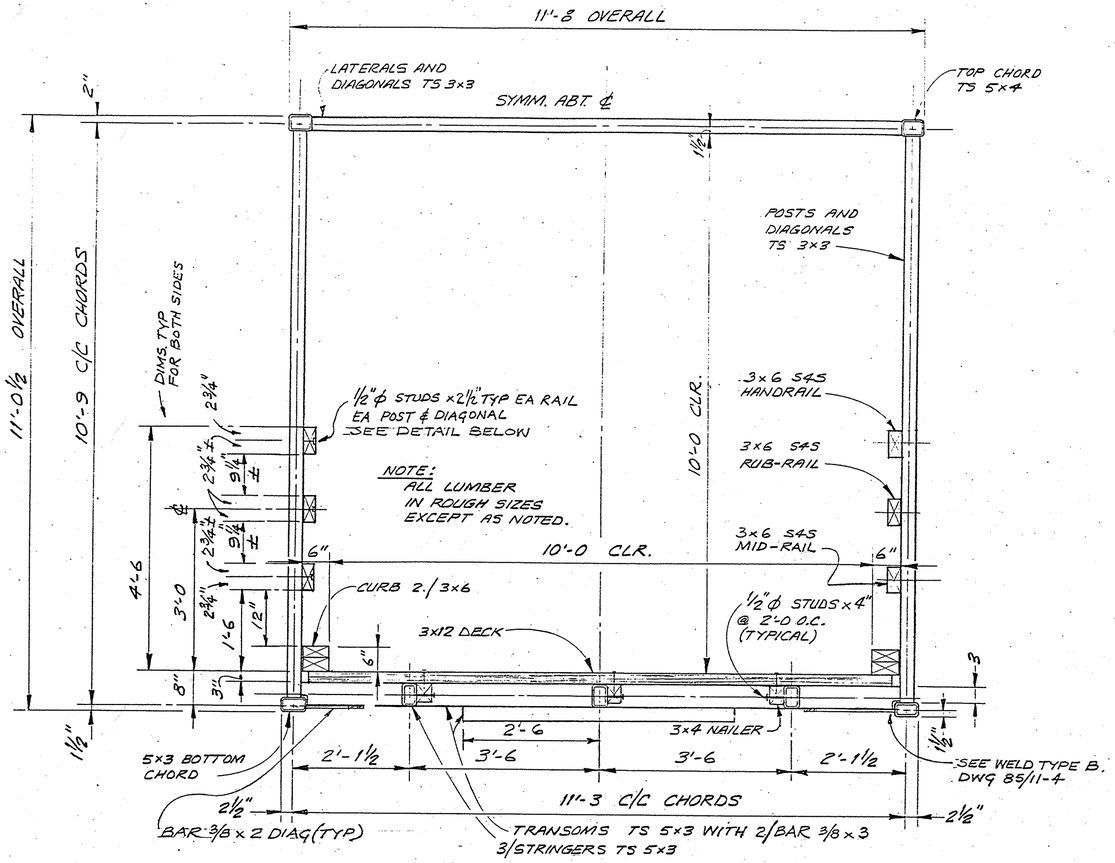

TYPICAL CROSS-SECTION

SCALE: ¾"=1'-0

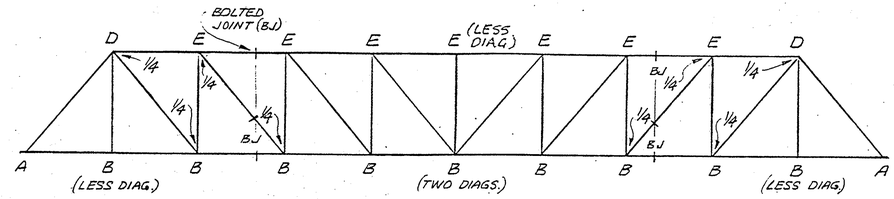

TRUSS ELEVATION

SCALE: ⅛"=1'-0

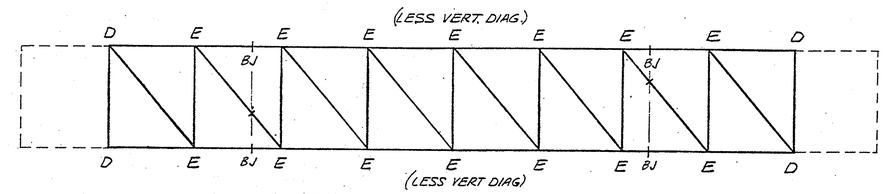

TOP PLAN

SCALE: ⅛"=1'-0

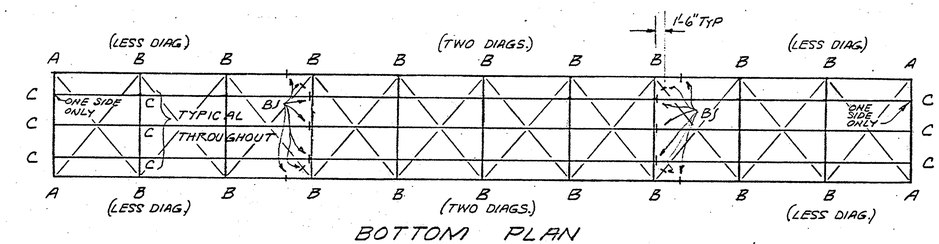

BOTTOM PLAN

SCALE: ⅛"=1'-0

JOINT TYPES (SEE DWG. 85/11-4)

ALL FILLET WELDS 3/16 EXCEPT AS NOTED

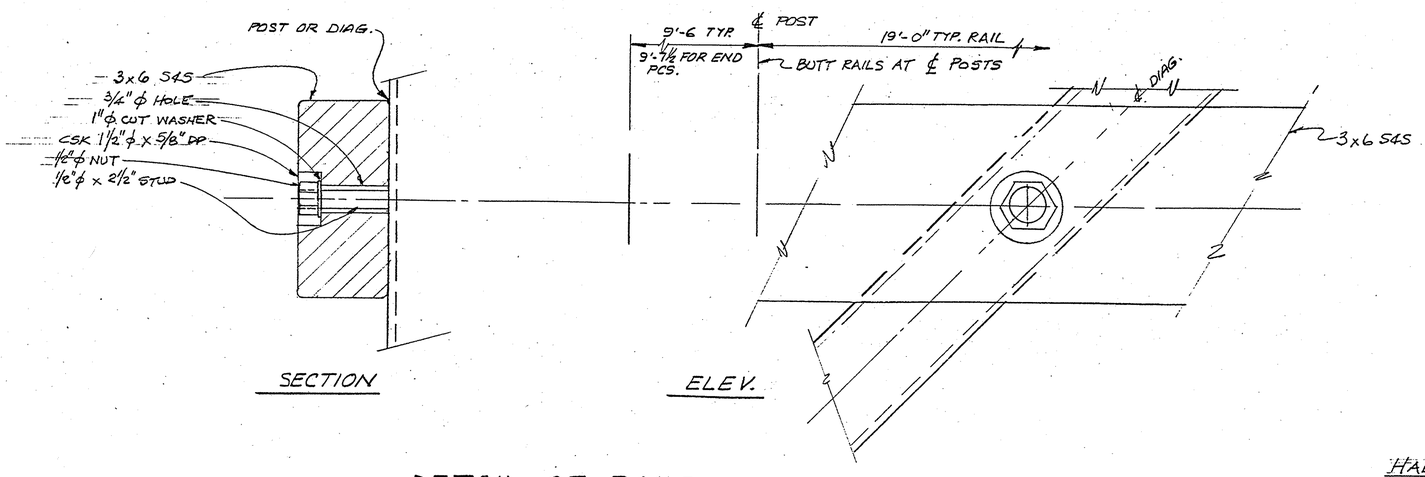

DETAIL OF RAILS

SCALE: HALF SIZE

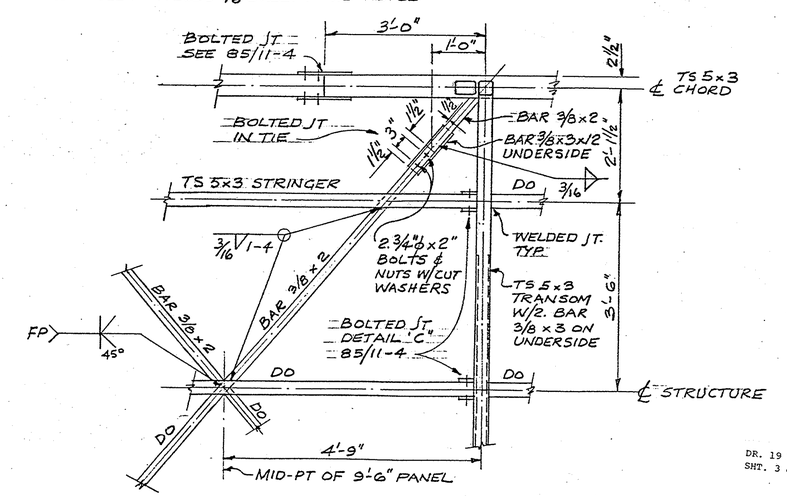

HALF-PLAN OF BOTTOM SHOWING DIAGONAL TIES AND BOLTED JOINTS

SCALE: ¾"=1'-0"

DR. 19 15939
SHT. 3 of 5

REGISTERED PROFESSIONAL ENGINEER WILLIAM F. LEVER No. 996 STRUCTURAL STATE OF CALIFORNIA 9-26-85

10/11/85 10/9/85

AMPAC
GENERAL CONTRACTORS
(213) 492-1375

WILLIAM F. LEVER AND ASSOCIATES
CONSULTING ENGINEERS
1201 EAST BURNETT ST. LONG BEACH, CA. 90806

SCALE: NOTED	APPROVED BY:	DRAWN BY D.H.
DATE:		REVISED 10/11/85

ORANGE COUNTY E.M.A.
SANTA ANA RIVER BIKE TRAIL BRIDGE

CROSS-SECTION, JOINT TYPES AND MISCELLANEOUS DETAILS

DRAWING NUMBER 85/11-3

24 X 36 PRINTED ON NO. 1000H CLEARPRINT

DR 19 15939