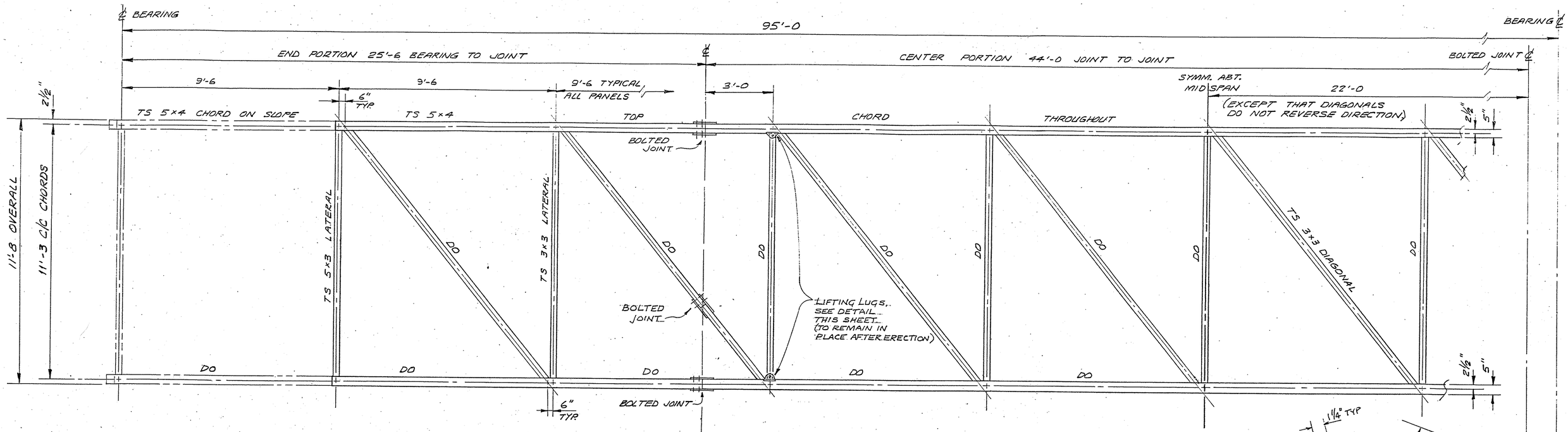


## TOP PLAN OF SPAN SHOWING MEMBER SIZES

SCALE: ½" = 1'-0

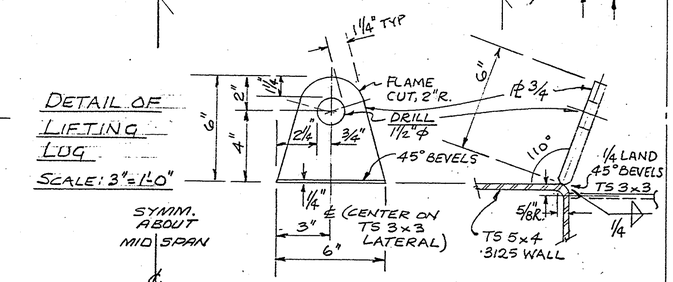


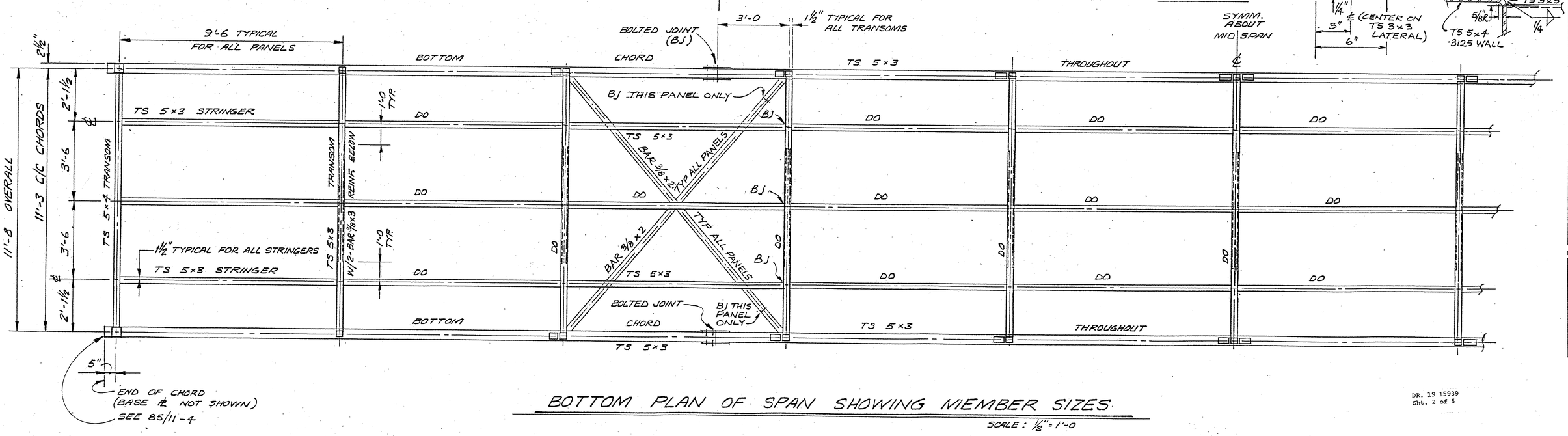


## BOTTOM PLAN OF SPAN SHOWING MEMBER SIZES

SCALE: ½" = 1'-0

DR. 19 15939
Sht. 2 of 5

REGISTERED PROFESSIONAL ENGINEER WILLIAM F. LEVER No. 996 9/26/85 STRUCTURAL STATE OF CALIFORNIA

10/11/85 10/4/85

AMPAC
GENERAL CONTRACTORS
(213) 492-1375

WILLIAM F. LEVER AND ASSOCIATES
CONSULTING ENGINEERS
1301 EAST BURNETT ST. LONG BEACH CA 90806

| | | |
|---|---|---|
| SCALE: NOTED | APPROVED BY: | DRAWN BY D. H. |
| DATE: | | REVISED 10/11/85 |

ORANGE COUNTY E.M.A.
SANTA ANA RIVER BIKE TRAIL BRIDGE

TOP AND BOTTOM PLANS OF SPANS

DRAWING NUMBER 85/11-2

24 X 36 PRINTED ON NO. 1000H CLEARPRINT