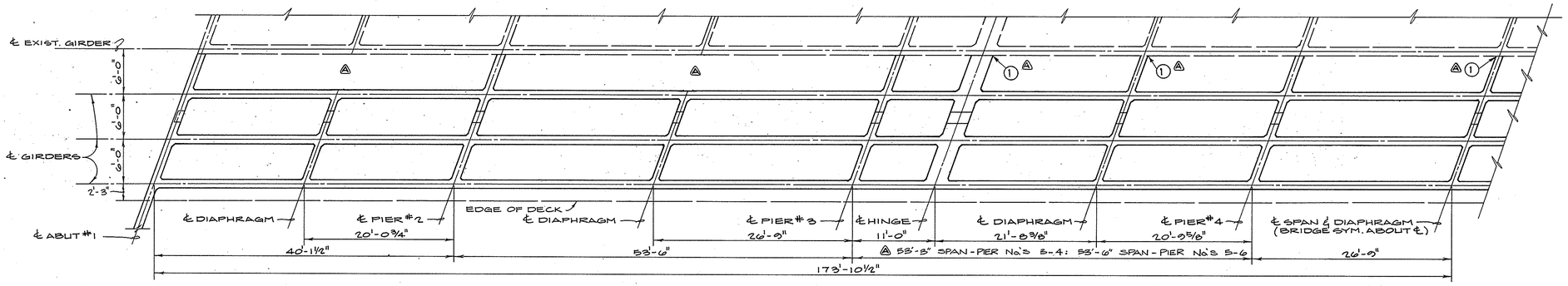

GIRDER LAYOUT

1/8" = 1'-0"

CONSTRUCTION NOTES

1. SEPARATED WITH ½" THICK EXPANSION PAPER.
2. CLOSURE GIRDER TO EXISTING GIRDER DIAPHRAGM SECTIONS DELETED AS FOLLOWS:
   - A. SPAN ABUTMENT No. 1 TO PIER 2
   - B. SPAN PIER 2 TO PIER 3
   - C. SPAN PIER 6 TO PIER 7
   - D. SPAN PIER 7 TO ABUTMENT No. 8

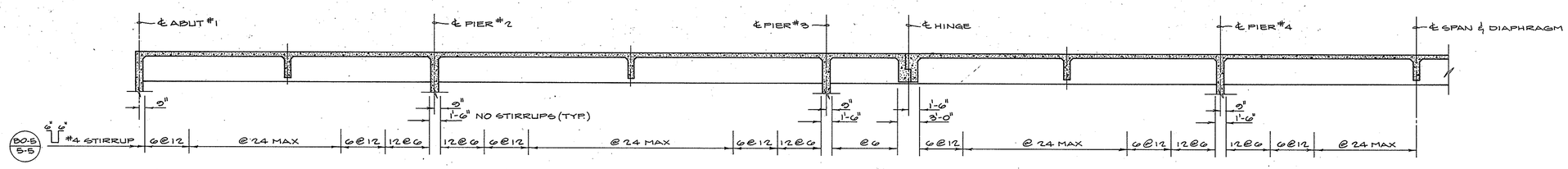

LONGITUDINAL SECTION & STIRRUP SPACING

1/8" = 1'-0"

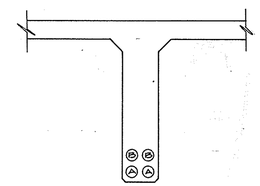

TYPICAL GIRDER

FOR SPACING SEE GIRDER REINF. DETAIL THIS SHEET.

BAR	LAP LENGTH
#5 TO #11	30"
#5 TO #5	30"
#11 TO #11	84"

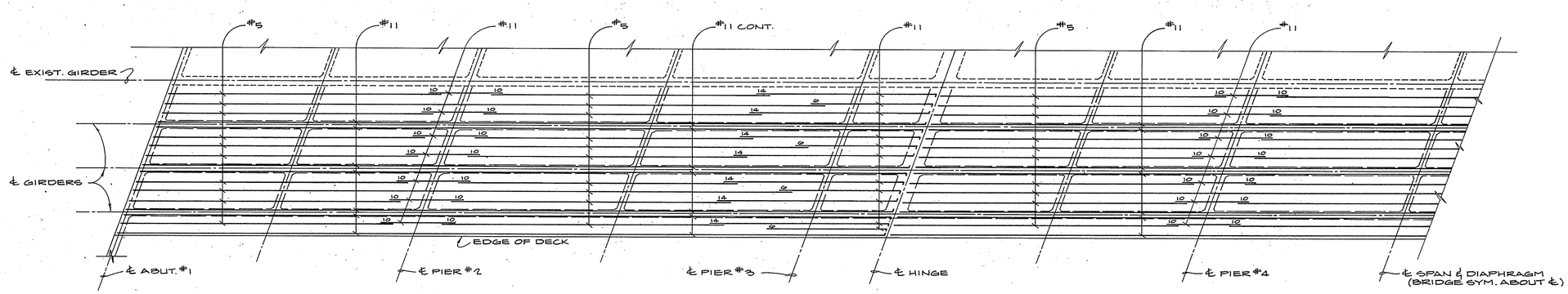

TOP DECK REINFORCEMENT

1/8" = 1'-0"

FOR ADDITIONAL #5 CONT. SEE TYPICAL SECTION ON SHT. 8

1 1/2 0 1 2

3 inches on original drawing

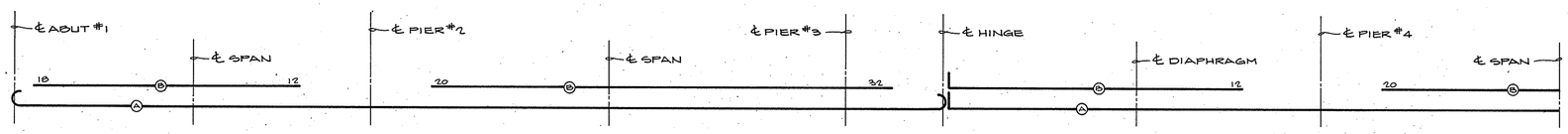

GIRDER REINFORCEMENT

1/8" = 1'-0"

ALL REINF. TO BE #11 BARS

NUMBERS AT ENDS OF BARS INDICATE DISTANCE IN FEET FROM ℄ PIER FOR TOP BARS AND FROM ℄ SPAN OR DIAPHRAGM FOR BOTTOM BARS.

MARK	DATE	DESCRIPTION
A	4-81	AS BUILT

REVISIONS

DESIGNED E.A. DRAWN D.C.H. CHECKED G.A.

ORANGE COUNTY ENVIRONMENTAL MANAGEMENT AGENCY

ORANGEWOOD AVE. BRIDGE

GIRDER LAYOUT

PREPARED UNDER SUPERVISION OF [signature] DATE

SCALE AS SHOWN | DATE | DWG. NO. | SHEET 9