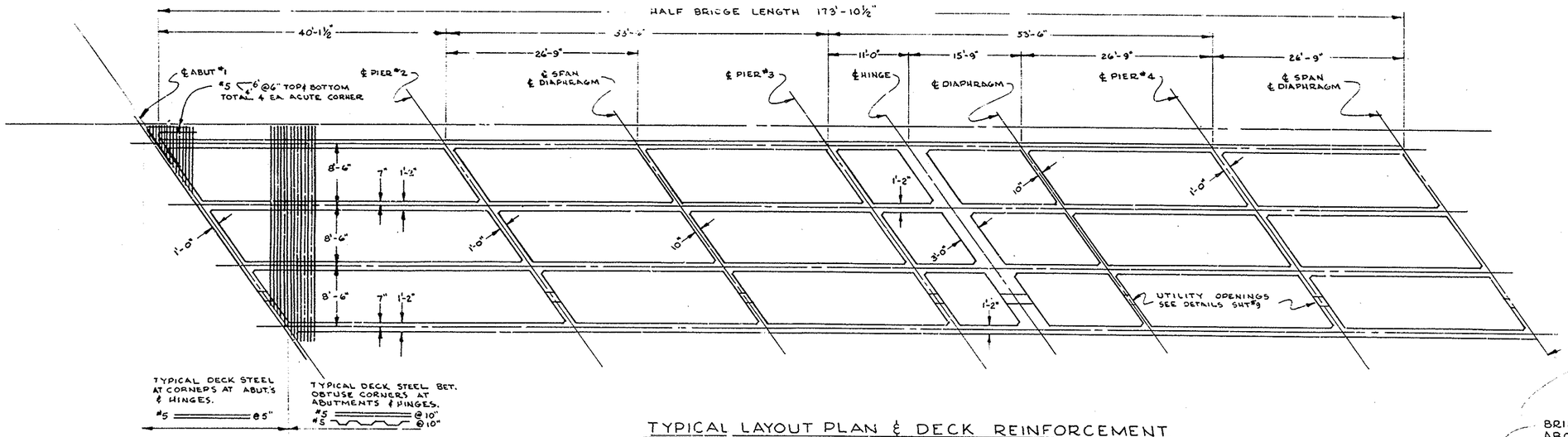

TYPICAL LAYOUT PLAN & DECK REINFORCEMENT

SCALE — ⅛" = 1'-0"

BRIDGE SYMMETRICAL ABOUT ℄ SPAN

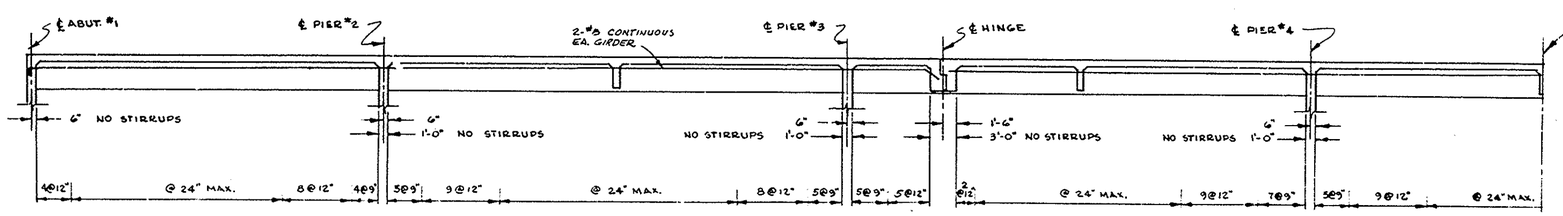

LONGITUDINAL SECTION & STIRRUP SPACING

SCALE — ⅛" = 1'-0"

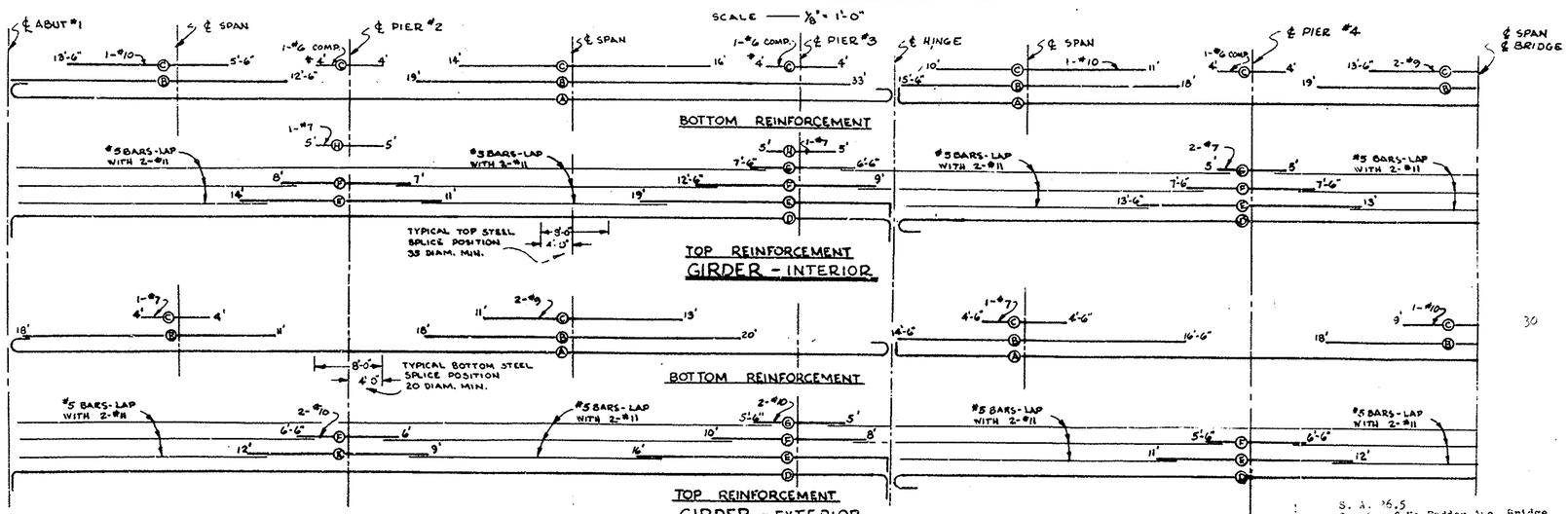

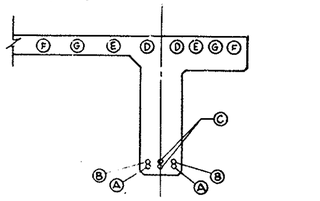

EXTERIOR GIRDERS (2)

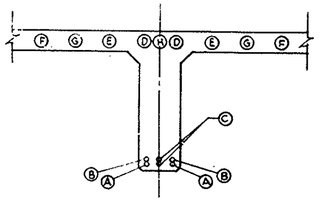

INTERIOR GIRDERS (2)

NOTE: TOP REINF DIMENSIONED FROM ℄ PIERS — (ALL BARS 2-#11 (EXCEPT AS NOTED)
BOTTOM REINF DIMENSIONED FROM ℄ SPAN
& (EXCEPTION COMP. REINF. DIM. FROM ℄ PIERS.)

30

MICROFILMED

DEC 28 1954

S. A. 26.5
Const. of Mc Fadden Ave. Bridge
(Channel B-1)

Sheet 6 of 14
Rel. 30:1 Scale 1/8"=1'-0"
Vellum Pencil Sketch

ORANGE COUNTY HIGHWAY DEPARTMENT

Drawn C. Borck	Date 5/7/54	McFADDEN AVE BRIDGE over S A RIVER
Traced C. Borck	Date 5/7/54	SUPERSTRUCTURE & REINFORCEMENT
Checked	Date	
SCALE NOTED		SHEET 6 OF 14

S.A. 26.5