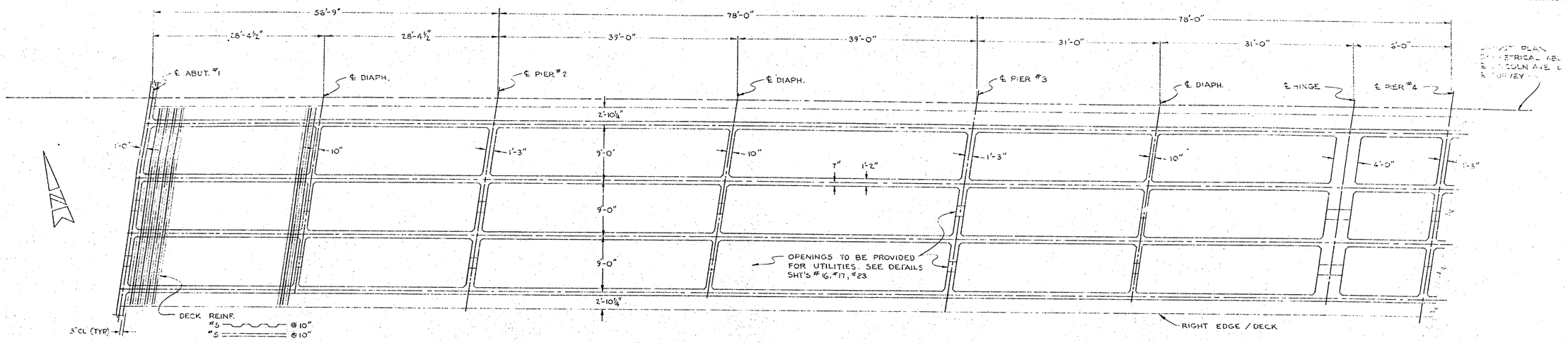

TYPICAL LAYOUT PLAN & DECK REINFORCEMENT

SCALE — ⅛" = 1'-0"
S'LY BRIDGE SHOWN — N'LY BRIDGE SYMMETRICAL.

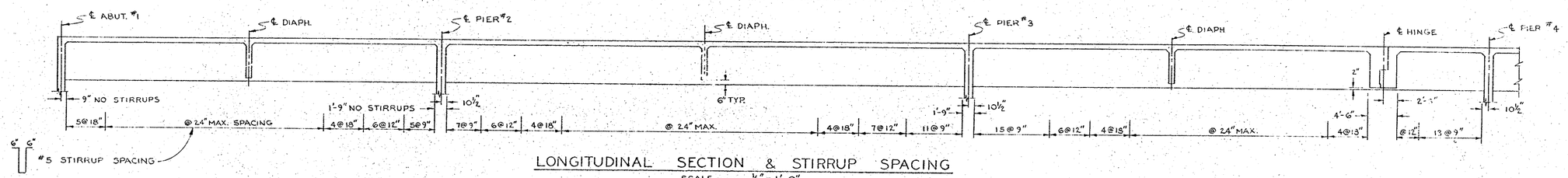

LONGITUDINAL SECTION & STIRRUP SPACING

SCALE — ⅛" = 1'-0"

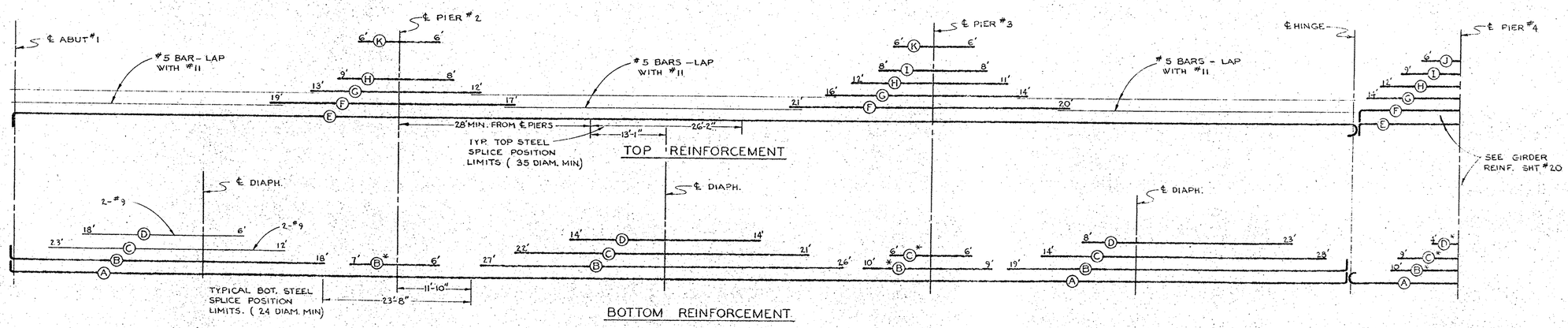

GIRDER REINFORCEMENT

SCALE --- ⅛" = 1'-0"

NOTE:
ALL MAIN GIRDER REINF. ARE #11 BARS EXCEPT AS NOTED.
DIM. AT END OF BARS ARE FROM ℄ DIAPH (BOT. REINF) AND ℄ PIERS (TOP REINF).
FOR ADDITIONAL REINF. IN SLAB OVER INTERMEDIATE DIAPHRAGMS SEE SHT #23
* THIS BOT. REINF. BAR IS DIMN. FROM ℄ PIER

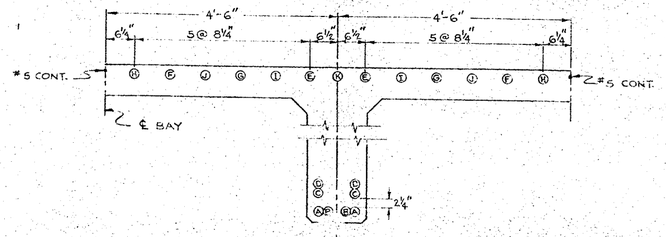

INTERIOR GIRDER REINFORCEMENT
PLACING DIA

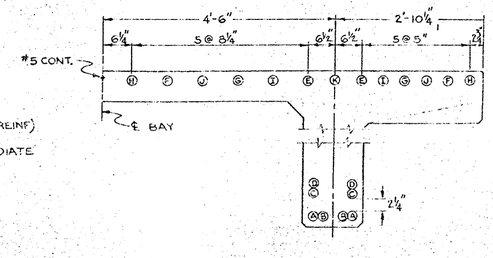

EXTERIOR GIRDER REINFORCEMENT
PLACING DIAGRAM

AS BUILT

LINCOLN AVENUE BRIDGE
Plan # 10326
Sheet 19 of 25
Bed: 22:5.1
Scale: As Shown
Vellum

LINCOLN AVENUE
BRIDGE SA-10
OVER
SANTA ANA RIVER

SUPERSTRUCTURE LAYOUT & REINFORCEMENT

AS NOTED

DR 10/103