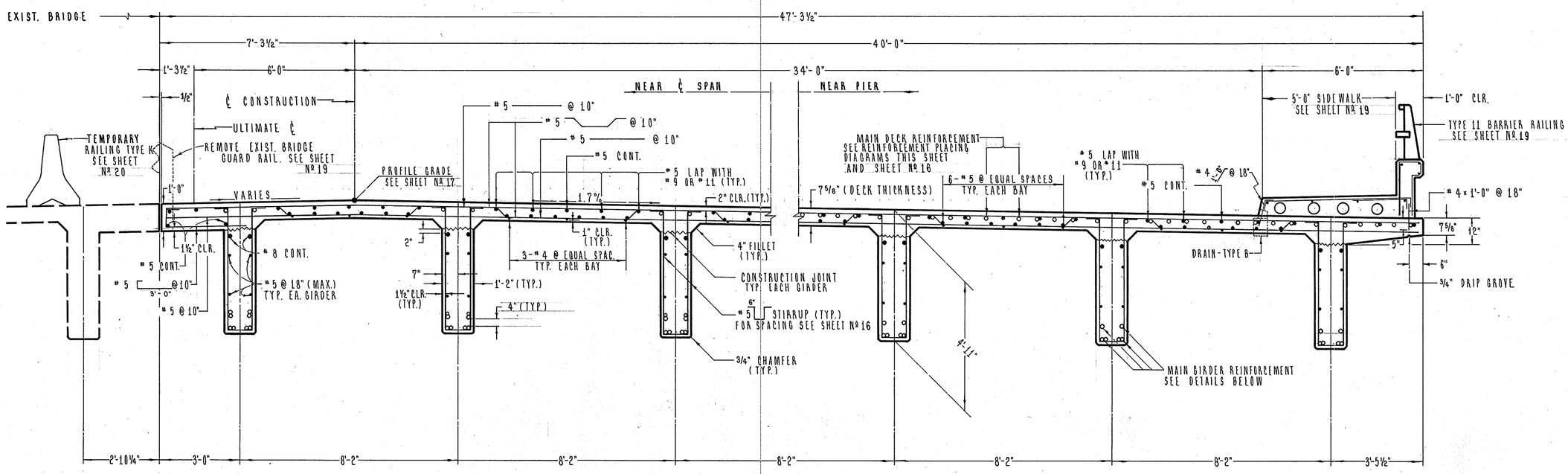

TYPICAL SECTION – SUPERSTRUCTURE

SCALE : ½" = 1'-0"

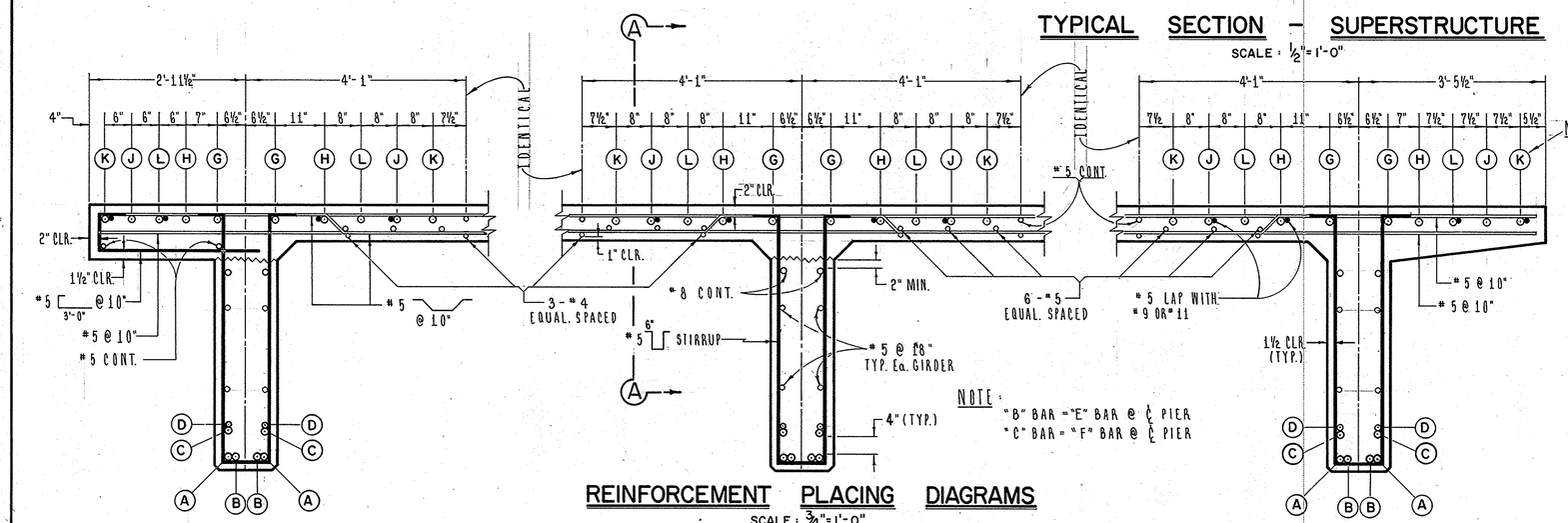

REINFORCEMENT PLACING DIAGRAMS

SCALE : ¾" = 1'-0"

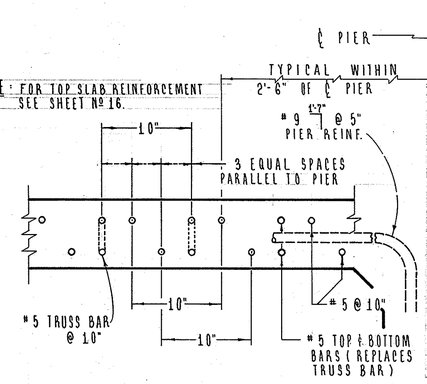

SECTION A-A

SCALE : 1½" = 1'-0"

GENERAL NOTES

SPECIFICATIONS

DESIGN: AASHO DATED 1973 WITH SUBSEQUENT REVISIONS, AND CALIFORNIA DIVISION OF HIGHWAYS BRIDGE PLANNING AND DESIGN MANUAL.

CONSTRUCTION: STANDARD SPECIFICATIONS FOR PUBLIC WORKS CONSTRUCTION DATED 1976 AND THE SPECIAL PROVISIONS.

LIVE LOADING: HS 20-44 AND ALTERNATE.

REINFORCING STEEL: f_s = 24,000 EXCEPT f_s = 20,000 psi IN TRANSVERSE DECK SLABS AND STIRRUPS.

CONCRETE: f_c = 1300 psi f_c' = 3250 psi @ 28 DAYS
n = 10 v_c = 54 psi
CLASS "A" USING TYPE II PORTLAND CEMENT

PILE LOADINGS: 70 TONS TYPE: CLASS I

REINF. SPLICING: BARS #8 AND SMALLER – LAP 45 DIAMETERS OF SMALLER BAR JOINED. BARS #9, 10 and 11 – LAP 60 DIAMETERS OF SMALLER BAR JOINED.

12730
Lakeview Ave. Bridge
Sheet 15 of 22
Red. 24:1
Linen

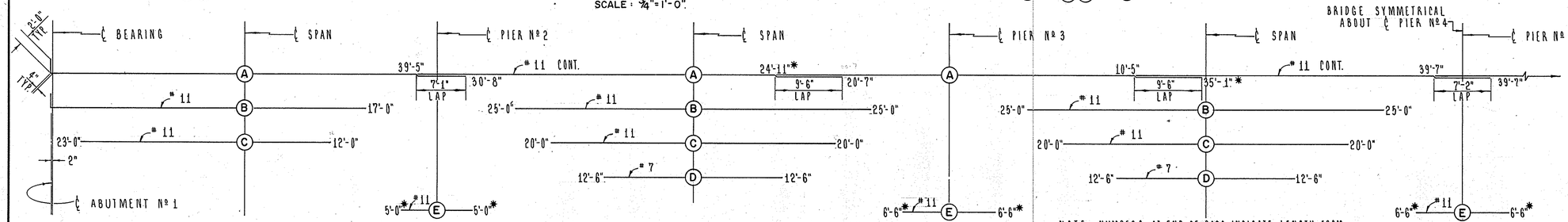

BOTTOM OF GIRDER REINFORCEMENT

1 1/2 0 1 2
3 inches on original drawing

ORANGE COUNTY ENVIRONMENTAL MANAGEMENT AGENCY

LAKEVIEW AVE BRIDGE (SA-6) WIDENING OVER SANTA ANA RIVER (EOI)

TYPICAL SECTION AND REINFORCEMENT PLACING DIAGRAMS

MARK	DATE	DESCRIPTION	PREPARED UNDER SUPERVISION OF M.A. Murphy 3/78 DATE	SHEET
		REVISIONS		15 OF 22
DESIGNED GENE W FOSTER			SCALE AS SHOWN	DATE MARCH 1978	DWG. NO.
DRAWN PJS	CHECKED			

DR. # 10 (12730)