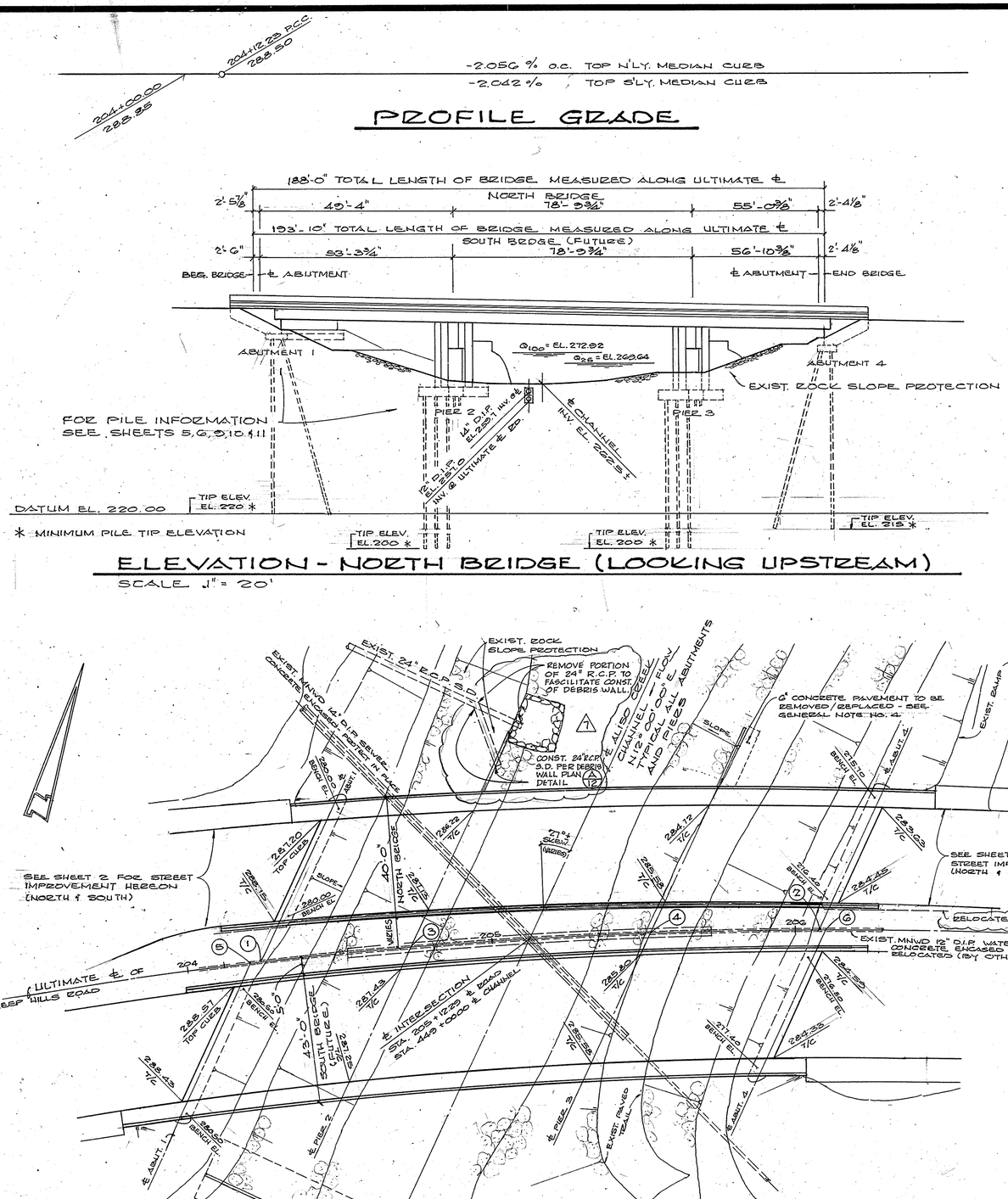

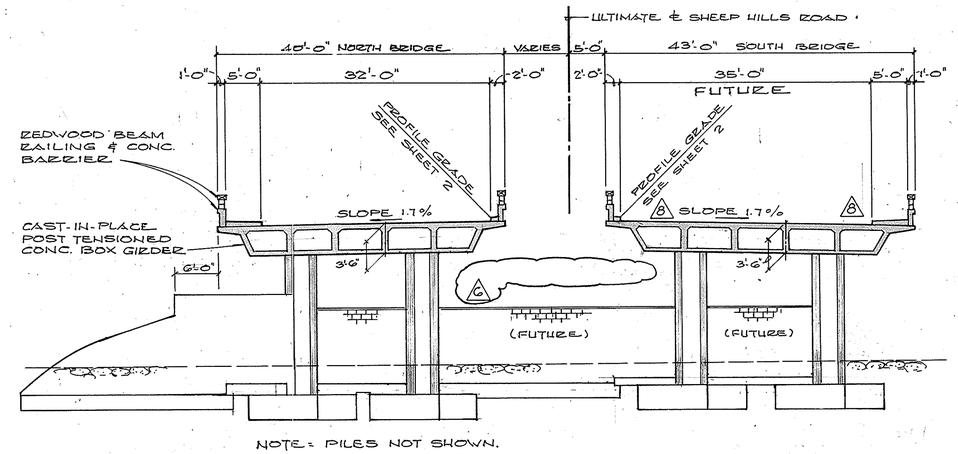

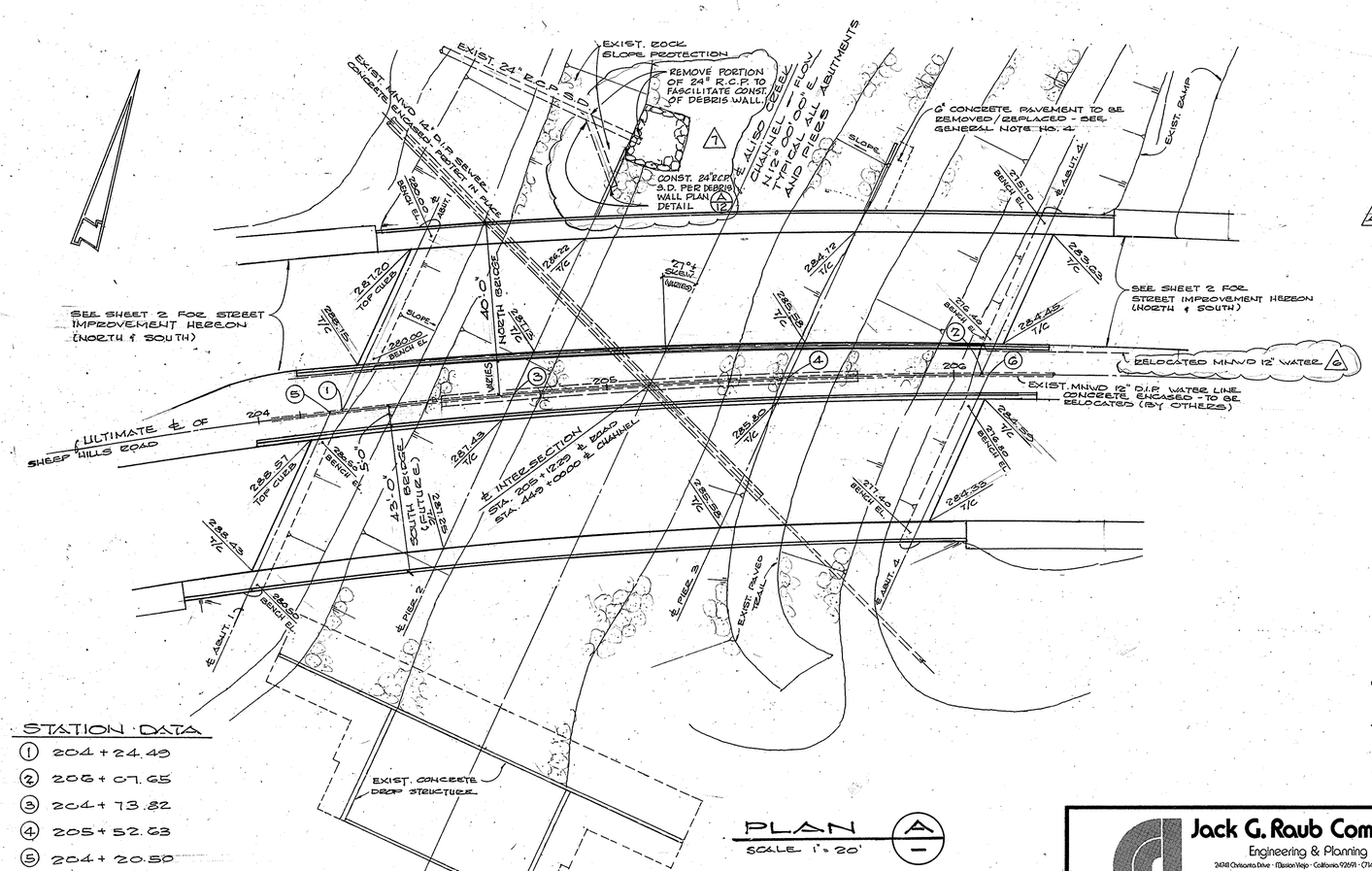

STATION DATA

1. 204 + 24.49
2. 205 + 07.65
3. 204 + 73.82
4. 205 + 52.63
5. 204 + 20.50
6. 205 + 09.47

GENERAL NOTES

1. ALL WORKS SHALL BE DONE IN ACCORDANCE WITH THE LATEST EDITION OF THE STANDARD SPECIFICATIONS FOR PUBLIC WORK CONSTRUCTION, THE GENERAL CONDITIONS AND THE SPECIAL CONDITIONS AS SET FORTH IN THE PROJECT SPECIFICATIONS.

2. CONSTRUCTION MATERIAL MINIMUM REQUIRED STRENGTH:

CONCRETE	GIRDERS & DECK	F' = 4000 PSI
	COLUMNS, PILE CAPS	F' = 4000 PSI
	ABUTMENTS, WINGWALLS	F' = 3000 PSI
	DEBRIS WALL	F' = 3000 PSI
REINFORCEMENTS:	ASTM A615	F = 60,000 PSI
PRESTRESSING STEEL:	SEVEN WIRE STRANDS, ASTM A416 LOW RELAXATION STEEL	F = 250 OR 270 KSI
MASONRY:	INSPECTED FULL STRESS	F' = 1500 PSI

3. PILE TYPES AND DRIVINGS THEREOF SHALL ADHERE TO THE GEOTECHNICAL REPORT PREPARED BY JACK G. RAUB COMPANY DATED OCTOBER 21, 1983, TITLED "GEOTECHNICAL INVESTIGATION, PILE FOUNDATION RECOMMENDATIONS FOR SHEEP HILL ROAD BRIDGE AT ALISO CREEK, PLANNING AREA 13, ALISO VIEJO".

4 4. ROCK CHANNEL PROTECTION AND APPURTENANT CHANNEL IMPROVEMENTS REMOVED DURING THE COURSE OF WORK SHALL BE REPLACED WITH EQUIVALENT MATERIALS IN ACCORDANCE WITH THE "PLANS FOR CONSTRUCTION OF ALISO CREEK, O.C.F.C.D. FACILITY NO. J01, FROM STATION 441+28 TO STATION 463+95," WITH THE EXCEPTION OF THE FILTER FABRIC MATERIAL, WHICH SHALL BE MIRAFI 700X, SUPAC 8NP, FIBERTEX 400 GRADE, POLY-FILTER X, OR FILTER WEAVE 70 OR EQUAL IN ACCORDANCE WITH OCEMA STANDARD PLAN 808, 1983 REVISION.

BRIDGE QUANTITY ESTIMATES

		NORTH	SOUTH
1.	STRUCTURAL EXCAVATION	625 C.Y.	600 C.Y.
2.	STRUCTURAL BACKFILL	325 C.Y.	275 C.Y.
3.	ROCK CHANNEL PROTECTION - 4'-2" THICK	150 S.Y.	140 S.Y.
4.	STRUCTURAL CONCRETE	CONCRETE / REINF. STL.*	CONCRETE / REINF. STL.*
	DEBRIS WALL / FOOTINGS	81 C.Y. / 5 TONS	34 C.Y. / 3 TONS
	PILE CAPS AT COLUMNS	63 C.Y. / 10 TONS	63 C.Y. / 10 TONS
	COLUMNS	31 C.Y. / 20 TONS	31 C.Y. / 20 TONS
	ABUTMENTS AND WINGWALLS	115 C.Y. / 7 TONS	130 C.Y. / 8 TONS
	DECKS AND GIRDERS	420 C.Y. / 47 TONS	449 C.Y. / 54 TONS
	CURBS AND SIDEWALKS	36 C.Y. / 2 TONS	36 C.Y. / 2 TONS
5.	PRESTRESSING STEEL	17500 LBS.	20500 LBS.
6.	CONCRETE BARRIERS & WOOD RAILINGS	440 L.F.	449 L.F.
7.	FURNISH STEEL PILES 70 TONS (HP 12 x 74) 45 TONS	3520 L.F.	3810 L.F.
8.	DRIVE PILES (HP 12 x 74)	60 E.A.	64 E.A.
9.	12" CMU WALLS	250 S.F.	1040 S.F.
10.	NEOPRENE BEARING PADS 12 X 12 X 1.5	12 EA.	12 EA.
11.	VERTICAL RESTRAINERS	10 EA.	10 EA.
12.	MISCELLANEOUS METALS	3410 LBS. 4920	3650 LBS. 5160
13.	FURNISH PILES (HP 10 x 42)	630 L.F.	551 L.F. 551
14.	DRIVE PILES (HP 10 x 42)	16 EA.	14 EA.
15.	MANHOLE COVER AND FRAME	~~4~~ 3 EA. (7)	(8) ~~4~~ 6 EA.

* INCLUDES 5% FOR LAP SPLICE

Jack G. Raub Company
Engineering & Planning
24241 Chrisanta Drive · Mission Viejo · California 92691 · (714) 859-4945

DATE	BY	REVISION DESCRIPTION	APP'D	DATE
	M.D.C.	6 DELETED UTILITY OPENINGS @ SOUTH BRIDGE		
7/11/85	M.D.C.	7 "AS-BUILT"		
4/4/84	M.D.C.	5 RELOCATED 12" MNWD WATER		
5/6/84	M.D.C.	4 REVISED GENERAL NOTES - No. 4		
2/14/84	M.D.C.	1 COUNTY PLAN CHECK CORRECTION		

PLAN SCALE
DES J.K. DWN T.L.
CKD M.D.C. DATE 2/14/84

GENERAL PLAN

SHEET 4 OF 17

SHEEP HILLS ROAD BRIDGE
ACROSS ALISO CREEK

JN 213040

DR.5 (13985)