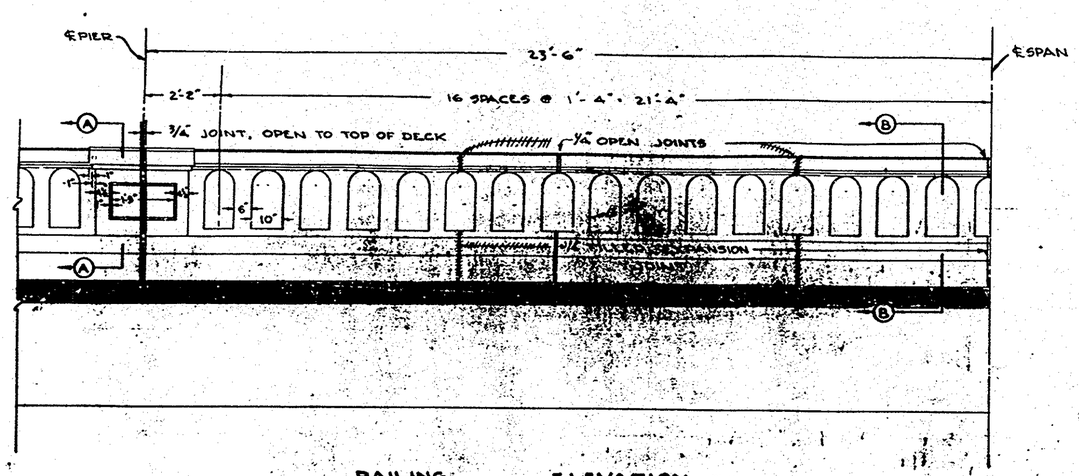

RAILING ELEVATION

SCALE 1/2" = 1'

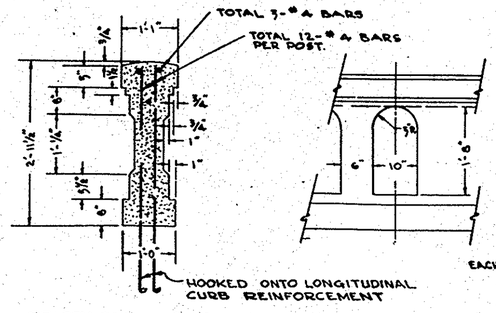

SECTION A-A

SCALE 3/4" = 1'

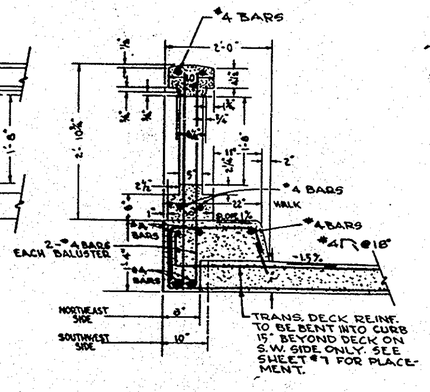

SECTION B-B

SCALE 3/4" = 1'

PUBLIC ROAD DIV. NO.	STATE	PROJECT NO.	FISCAL YEAR	SHEET NO.	TOTAL SHEETS
VII	CALIF.	[illegible]	'57	10	13

BRIDGE ENGINEER 5588

APPROVED September 10, 1957

APPROVED Allen S. Hall
COUNTY ROAD COMMISSIONER

CIVIL ENGINEER NO. 7872

Bridge #SA-28-A
Harbor Blvd.
Across Santa Ana River
Sheet 10 of 13
R.O.22.57 Scale as shown
Blackline Print

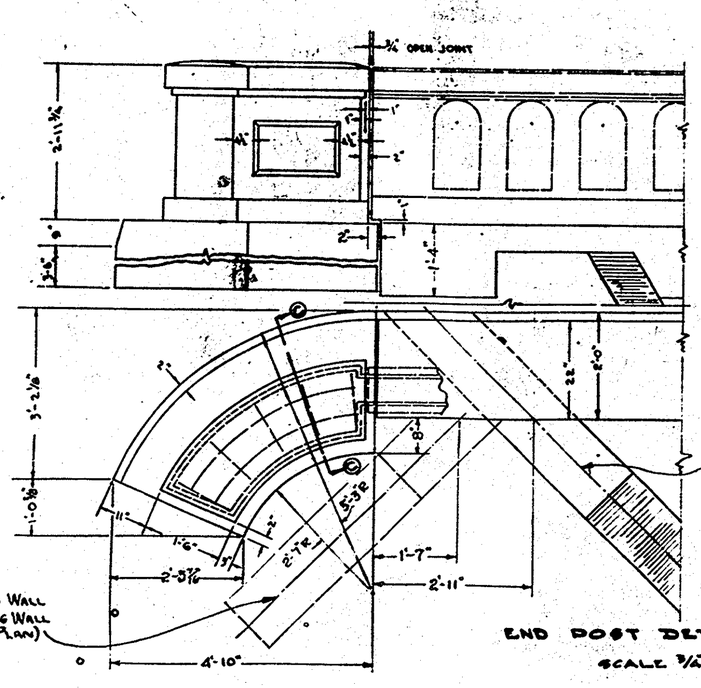

END POST DETAILS

SCALE 3/4" = 1'

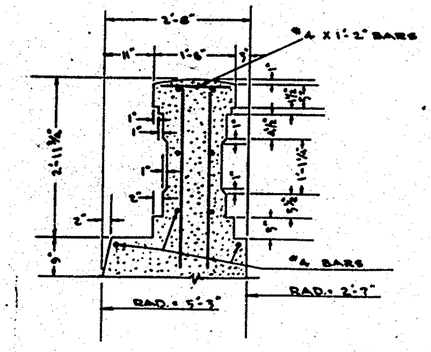

SECTION C-C

SCALE 3/4" = 1'

NOTES

OPEN JOINTS TOP OF RAIL
OPEN JOINTS SHALL BE PLACED AT DECK EXPANSION JOINTS AND AT CURB JOINTS.

EXPANSION JOINTS IN BASE OF RAIL
EXPANSION JOINTS SHALL BE PLACED AT DECK EXPANSION JOINTS AND AT CURB JOINTS.

EXPANSION JOINTS IN CURBS
SHALL BE PLACED AT DECK EXPANSION JOINTS, OVER PIERS & AT OTHER POINTS AS SHOWN ON THE PLANS.

EXPANSION JOINTS IN THE DECK
AT DECK EXPANSION JOINTS THE JOINTS IN THE CURBS & THE RAIL SHALL BE INCREASED BY AN AMOUNT EQUAL TO THE WIDTH OF THE DECK JOINT.

STRUCTURE IS SET ON A VERTICAL CURVE
THE STRUCTURE IS SET ON A VERTICAL CURVE & THE BALUSTERS ARE TO BE SET VERTICAL, AND THE BOTTOMS SET HORIZONTAL.

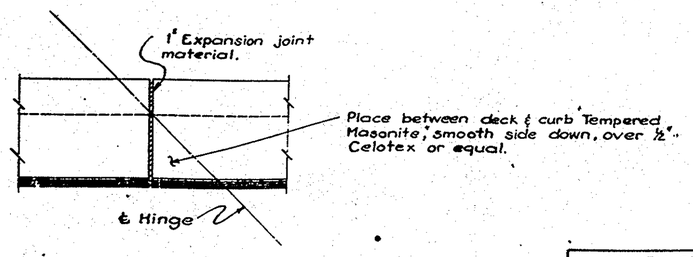

EXPANSION JOINT AT HINGES

AS BUILT
CORRECTIONS BY [illegible]
CONTRACT NO. 58-14DDC28-P

Bridge #56C-1 R

C-5155-10
MICROFILMED
JUN 30 1960

COUNTY OF ORANGE - HIGHWAY DEPT.		
CONCRETE RAILING		
HARBOR BLVD. BRIDGE ACROSS SANTA ANA RIVER		
BRIDGE NO. S.A. 28-A		
SCALE AS SHOWN	MAY 1957	SHEET 10 OF 13 SHEETS

SA - 28 - A