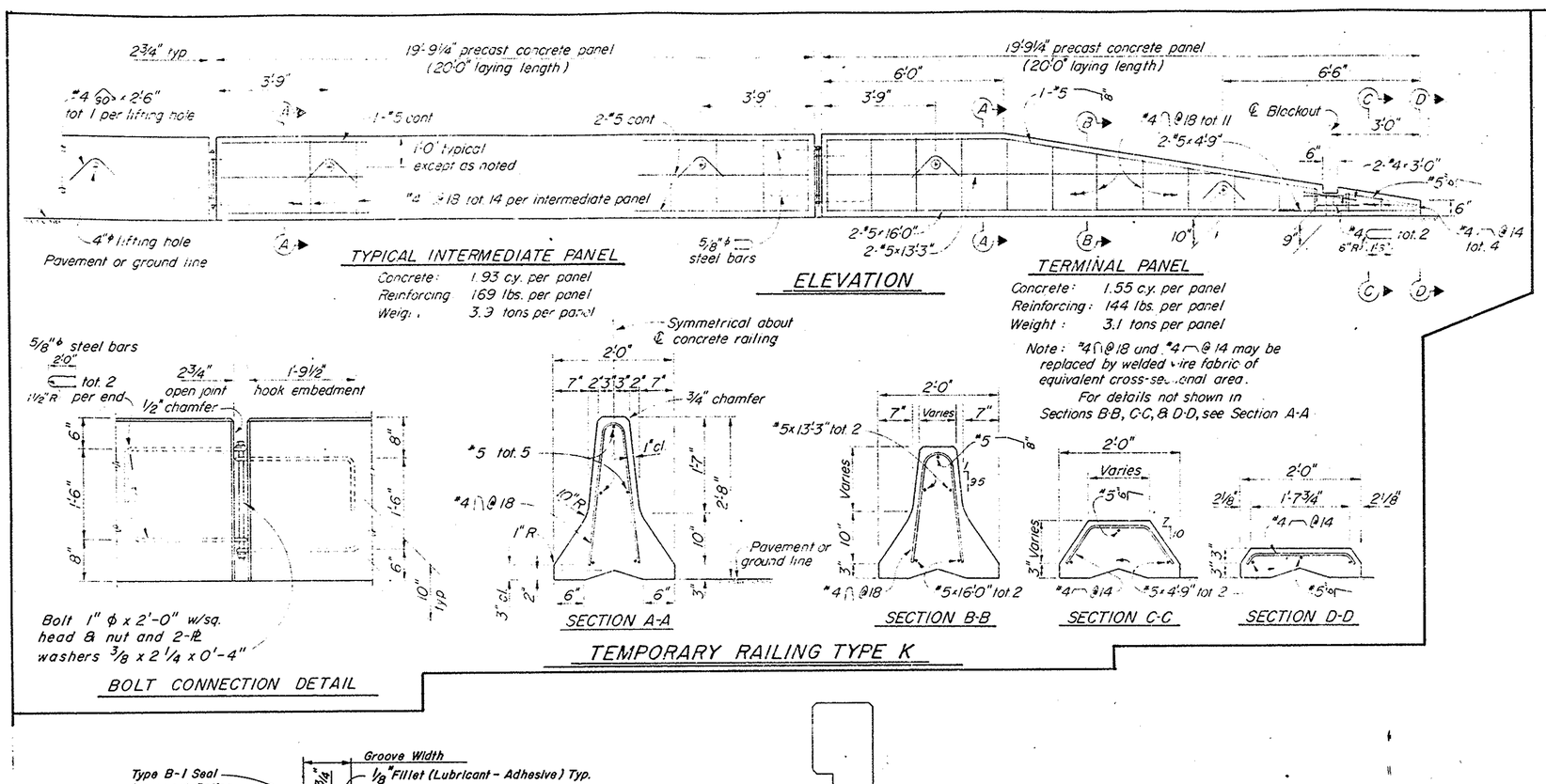

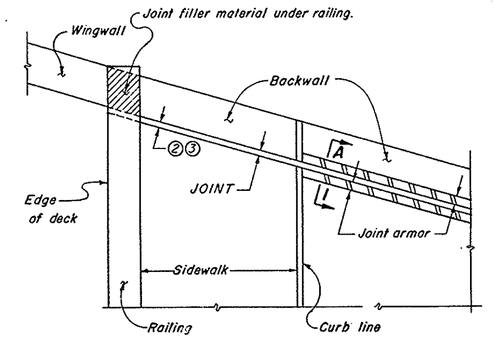

PLAN OF JOINT
SOUTHWEST CORNER OF BRIDGE

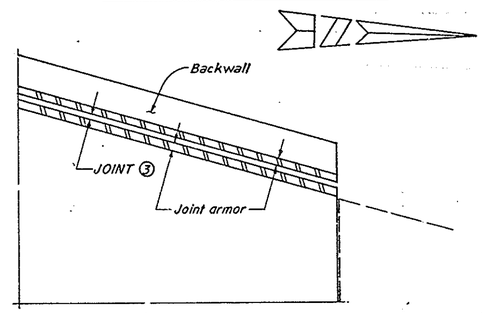

PLAN OF JOINT
NORTHWEST CORNER OF BRIDGE

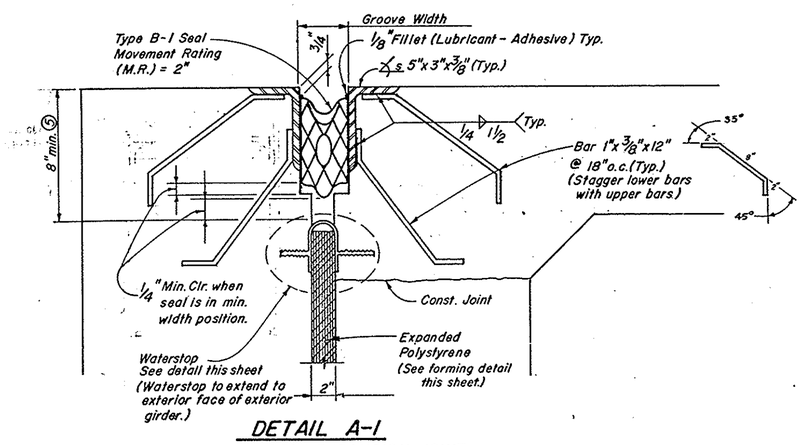

DETAIL A-1
TYPICAL DECK EXPANSION JOINT

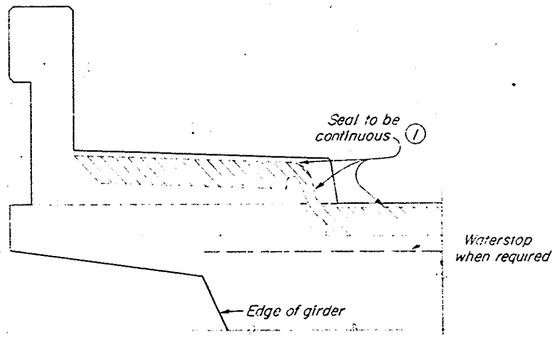

SIDEWALK JOINT SEAL DETAILS

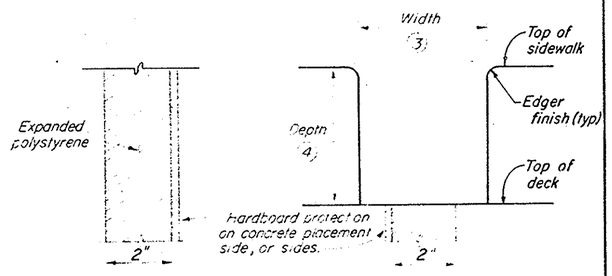

FORMING DETAIL

SIDEWALK JOINT FORMING DETAIL

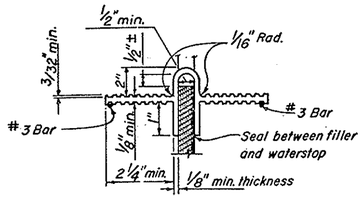

WATERSTOP DETAIL

NOTES:

① Make smooth cuts from the bottom of seal to 1½" clear of top leaving at least one complete cell between the top of the cut and the top of the seal. When necessary cut back of seal to clear conduit.
② Opening in the rail and sidewalk to be constructed to the existing width of formed deck joint.
③ Groove widths shall be as ordered by the engineer.
④ Depth of groove: Depth to be equal to or greater than the depth of seal measured along the contact surface, when compressed to a minimum width position (w_2) plus dimension shown on Detail A-1.
⑤ Other depths must be approved by the engineer.

#12504
Hamilton-Victoria Bridge (SA38)
Sheet 14 of 22
Red. 24:1
Linen

ORANGE COUNTY ROAD DEPARTMENT

HAMILTON - VICTORIA BRIDGE
SA-38
ACROSS SANTA ANA RIVER
TYPE K TEMPORARY RAILING AND JOINT SEAL DETAILS

Dsgn'd S.K.V. Dtn. S.G.S.
Chk'd J.D.J. Dtn. 3-27-71
Approved Date 3-26-71

SCALE: AS SHOWN
SHEET 14 OF 22

DR 8 (12504)