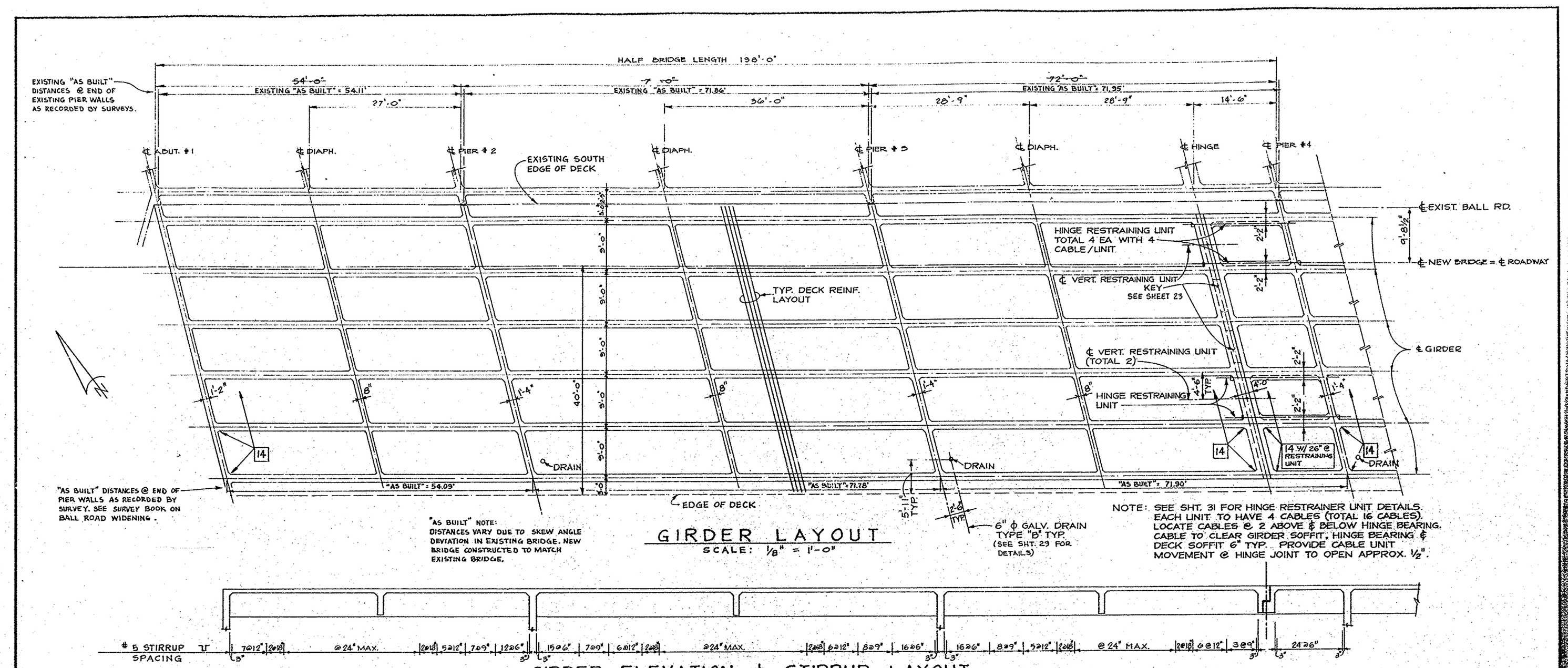

NOTE: SEE SHT. 31 FOR HINGE RESTRAINER UNIT DETAILS. EACH UNIT TO HAVE 4 CABLES (TOTAL 16 CABLES). LOCATE CABLES @ 2 ABOVE & BELOW HINGE BEARING. CABLE TO CLEAR GIRDER SOFFIT. HINGE BEARING & DECK SOFFIT 6" TYP. PROVIDE CABLE UNIT MOVEMENT @ HINGE JOINT TO OPEN APPROX. ½".

GIRDER LAYOUT

SCALE: ⅛" = 1'-0"

GIRDER ELEVATION & STIRRUP LAYOUT

SCALE: ⅛" = 1'-0"

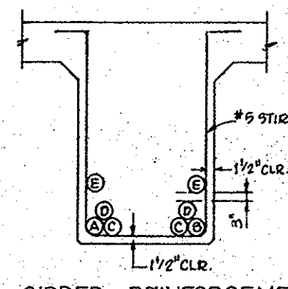

GIRDER REINFORCEMENT PLACING DIAGRAM

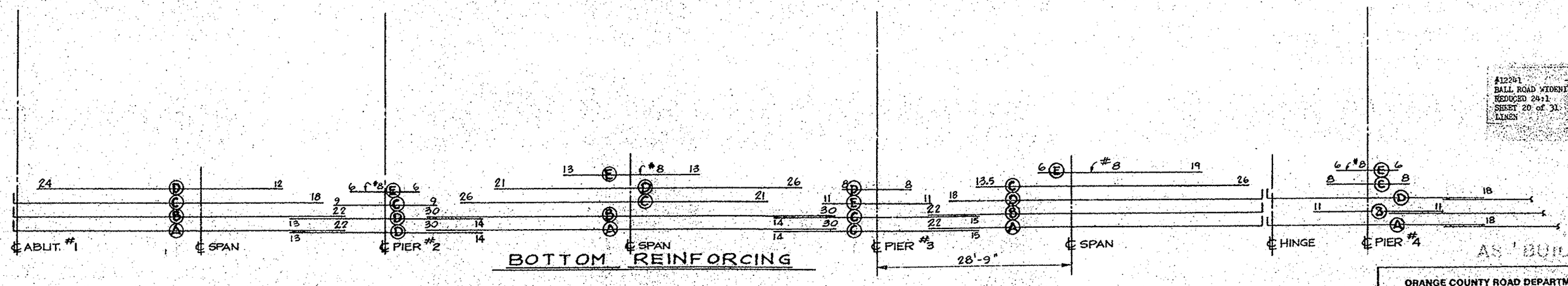

BOTTOM REINFORCING

GIRDER REINFORCEMENT

SCALE: ⅛" = 1'-0"

NOTE: NUMBER AT END OF BARS INDICATES DISTANCE FROM ℄ OF PIER, ABUTMENT OR ℄ OF SPAN. ALL BARS NO. 11 UNLESS NOTED OTHERWISE.

SEE PLACING DIAGRAM AT LEFT FOR NUMBER OF BARS REQUIRED.

#12241
BALL ROAD WIDENING
REDUCED 24:1
SHEET 20 of 31
LINEN

AS BUILT

ORANGE COUNTY ROAD DEPARTMENT

BALL ROAD BRIDGE WIDENING SA-12
OVER
SANTA ANA RIVER

GIRDER LAYOUT & REINF.

SCALE AS NOTED | SHEET 20 OF 31

DR. 2 (12241)