

1. THE CONTRACTOR SHALL VERIFY ALL CONTROLLING FIELD DIMENSIONS BEFORE ORDERING OR FABRICATING ANY MATERIAL.
2. DO NOT PLACE LONGITUDINAL SHEAR KEY UNTIL FALSEWORK HAS BEEN RELEASED.
3. FOR DETAILS NOT SHOWN SEE "ABUTMENT DETAILS NO.1, 3, AND 4" SHEETS.
4. TRANSVERSE REINFORCEMENT CAN BE CUT AT UTILITY OPENING LOCATIONS.

HNTB

26 EXECUTIVE PARK
SUITE 200
IRVINE, CALIFORNIA 92614

RECORD DRAWING

3 inches on original drawing

ORANGE COUNTY
PUBLIC FACILITIES AND RESOURCES DEPT.

ANTONIO PARKWAY
WILDLIFE
UNDERCROSSING

ABUTMENT
DETAILS NO. 2





5/20

SHEET

39

000
361

64

	10/99	AS BUILT SHOWN	
	7/97	SMWD FACILITY DELETED	
MARK	DATE	DESCRIPTION	
R E V I S I O N S			
PREPARED UNDER RESPONSIBLE CHARGE OF:			
 			
RICHARD A. HART			DATE
PCE 30595, HEMP 12-31-97			

DESIGNED <u>Wendy W. Li</u>		SHEET 39 OF 64
DRAWN <u>WFL</u>	CHECKED <u>S. H. Hester</u>	
SCALE AS SHOWN	DATE	DRAWING NO.

DR. 5 (16/60)

The Name: SDRS-FILE-FOOOOOOOOOO