DIST	COUNTY	ROUTE	POST MILES TOTAL PROJECT	SHEET NO.	TOTAL SHEETS
12	ORA			7	7

Rick C. Chan
REGISTERED CIVIL ENGINEER

PLANS APPROVAL DATE

PROFESSIONAL ENGINEER — REGISTERED — RICK CHAN — No. C-55392 — Exp. 12/31/99 — CIVIL — STATE OF CALIFORNIA

LIM & NASCIMENTO ENGINEERING
1971 East Fourth Street, Suite 200
Santa Ana, California 92705

Brown & Root, INC.
1000 South Fremont Avenue
Alhambra, California 91803-1300

NOTE : CONTRACTOR TO USE EXTREME CAUTION WHEN CORING IN THE VICINITY OF EXISTING UTILITIES.

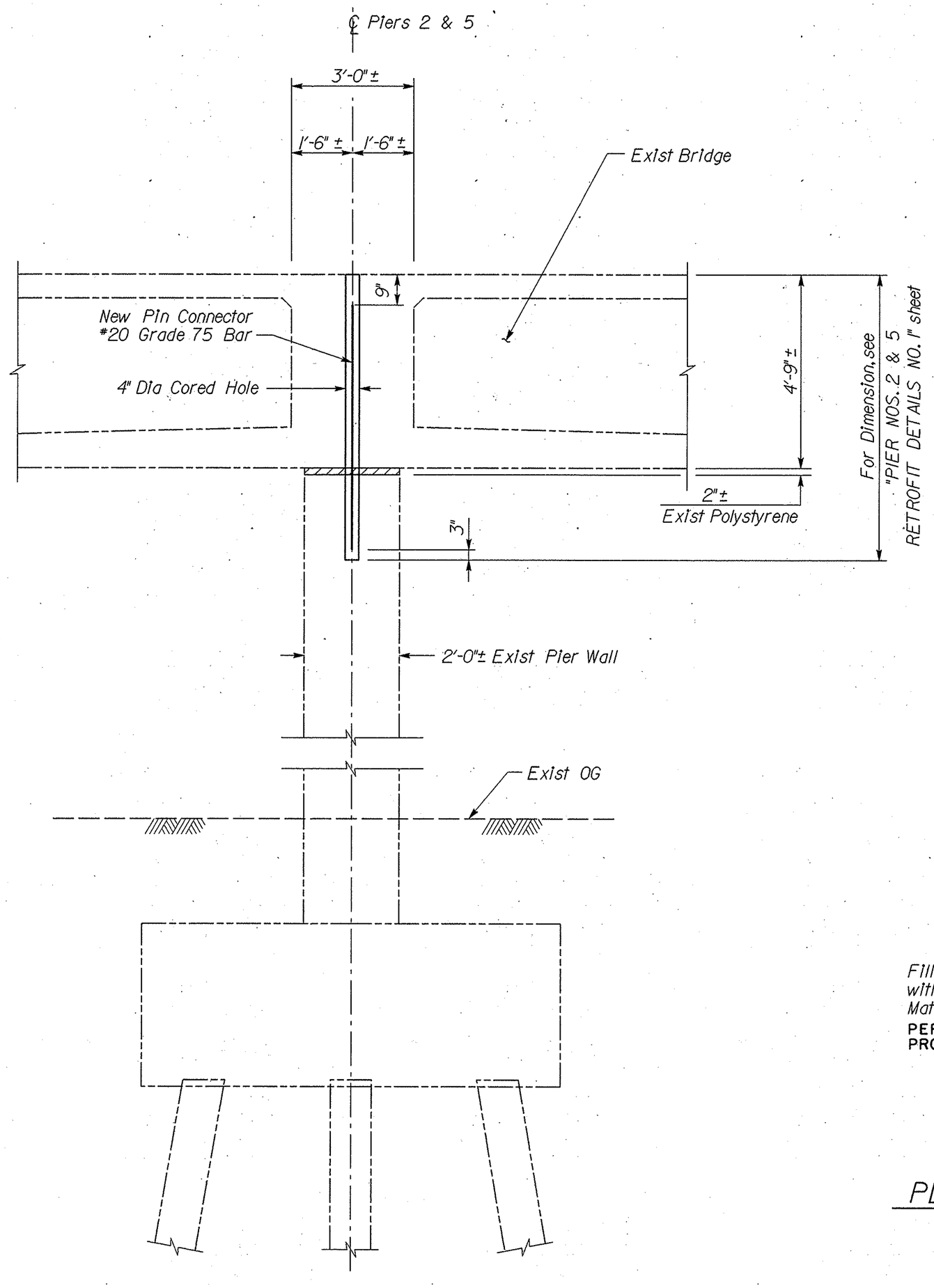

SECTION A-A
Scale: 1/2" = 1'-0"

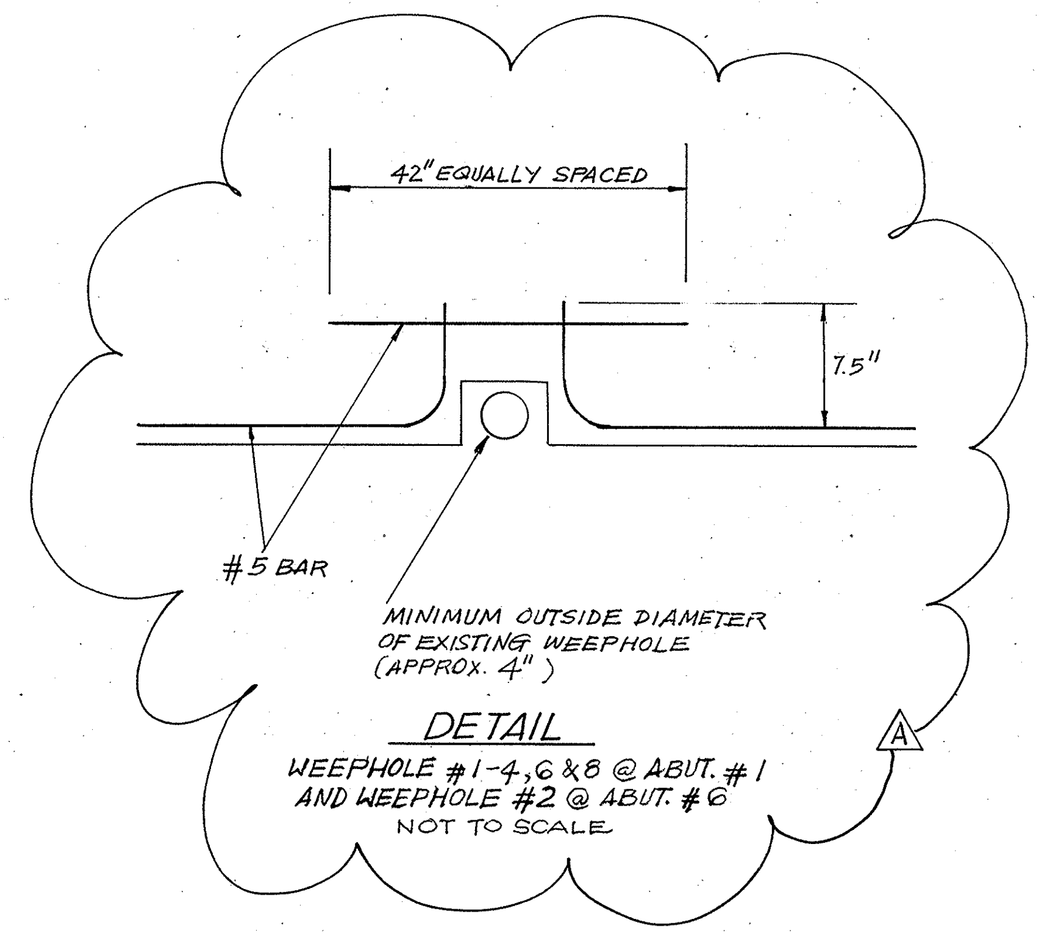

DETAIL
WEEPHOLE #1-4,6 & 8 @ ABUT. #1
AND WEEPHOLE #2 @ ABUT. #6
NOT TO SCALE

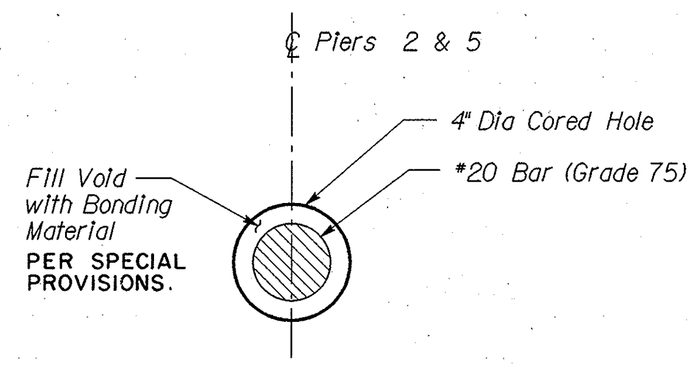

PLAN - NEW PIN CONNECTOR
Not to Scale

NOTES:

1. Location of cored holes shown in the plans are approximate. Holes shall not be cored at the intersection of bridge girders and bent cap, existing utility opening and within the existing "pin connection" areas. Prior to coring holes, the Contractor shall locate the above-mentioned critical areas and adjust the location of holes as approved by the Engineer.
2. Core 4" diameter hole through deck, bent cap and pier wall as shown.
3. Clean holes and install #20 reinforcement bar in the center of the hole as shown.
4. Fill void area in the hole with bonding material PER SPECIAL PROVISIONS.

GENERAL NOTES
LOAD FACTOR DESIGN

DESIGN: BRIDGE DESIGN SPECIFICATIONS (1983 AASHTO with Interims and Revisions by Caltrans)

SEISMIC LOADING: ATC-32 ARS Curve
Peak Bedrock acceleration = 0.6 g
Soil Profile = Type D
Fault Moment Magnitude = 7.0
Spectral Acceleration Increased by 20%

REINFORCED CONCRETE: Existing Concrete: Superstructure (Assumed for Retrofit Evaluation)
fy = 66,000 psi
f'c = 7,500 psi

Existing Concrete: Substructure (Assumed for Retrofit Evaluation)
fy = 66,000 psi
f'c = 6,000 psi

New Concrete (Bridge)
fy = 60,000 psi (unless otherwise noted)
f'c = 3,250 psi
n = 9

NOTE :
UNLESS OTHERWISE NOTED, ALL UTILITIES ARE TO BE PROTECTED IN PLACE.

Note:
The Contractor shall verify all controlling field dimensions before ordering or fabricating any material.

EARTHQUAKE RETROFIT
ADAMS AVENUE BRIDGE OVER SANTA ANA RIVER
PIER NOS. 2 & 5 RETROFIT DETAILS NO. 2

SHAWN SUN, DESIGN OVERSIGHT	DESIGN	BY R. CHAN	CHECKED W.YU
SIGNOFF DATE	DETAILS	BY E. MONTANO	CHECKED R. CHAN
	QUANTITIES	BY R. CHAN	CHECKED W.YU

PREPARED FOR THE COUNTY OF ORANGE

TIM McGRADY, PROJECT ENGINEER

BRIDGE NO. 55C-0344
POST MILE

15PR2344.DGN-11 09-20-97 RF=55CPLN.BDR.BDR

ORIGINAL SCALE IN INCHES FOR REDUCED PLANS 0 1 2 3

CU 12 152
EA L02105

DISREGARD PRINTS BEARING EARLIER REVISION DATES →

REVISION DATES (PRELIMINARY STAGE ONLY): 08/01 AS BUILT SHOWN

SHEET 6 OF 6

20-SEP-1997 10:53

/usr2/avoe/cm0015/15pr2344.